

Service Manual

Plasma Television

Model No. **TX-P46GT30E**

TX-P46GT30J

GPF14D-E Chassis



WARNING

This service information is designed for experienced repair technicians only and is not designed for use by the general public. It does not contain warnings or cautions to advise non-technical individuals of potential dangers in attempting to service a product. Products powered by electricity should be serviced or repaired only by experienced professional technicians. Any attempt to service or repair the product or products dealt with in this service information by anyone else could result in serious injury or death.

IMPORTANT SAFETY NOTICE


There are special components used in this equipment which are important for safety. These parts are marked by  in the Schematic Diagrams, Circuit Board Diagrams, Exploded Views and Replacement Parts List. It is essential that these critical parts should be replaced with manufacturer's specified parts to prevent shock, fire or other hazards. Do not modify the original design without permission of manufacturer.

TABLE OF CONTENTS

	PAGE
1 Safety Precautions	3
1.1. General Guidelines	3
1.2. Touch-Current Check	3
2 Warning	4
2.1. Prevention of Electrostatic Discharge (ESD) to Electrostatically Sensitive (ES) Devices	4
2.2. About lead free solder (PbF)	5
3 Service Navigation	6
3.1. PCB Layout	6
3.2. Applicable signals	7
4 Specifications	8
5 Technical Descriptions	10
5.1. Specification of KEY for CI Plus, DTCP-IP, WIDEVINE and One-to-One	10
5.2. USB HDD Recording	10
6 Service Mode	11
6.1. How to enter into Service Mode	11
6.2. Option - Mirror	13
6.3. Service tool mode	13
6.4. Hotel mode	14
6.5. Data Copy by SD Card	15
7 Troubleshooting Guide	18
7.1. Check of the IIC bus lines	18
7.2. Power LED Blinking timing chart	19
7.3. No Power	19
7.4. No Picture	20
7.5. Local screen failure	21
8 Service Fixture & Tools	22
8.1. SC jig	22
9 Disassembly and Assembly Instructions	23
9.1. Remove the Rear cover	23
9.2. Remove the AC inlet	23
9.3. Remove the P-Board	23
9.4. Remove the P2-Board	23
9.5. Remove the Terminal covers and the shield metals	24
9.6. Remove the A-Board	24
9.7. Remove the Side unit assy	24
9.8. Remove the SU-Board	25
9.9. Remove the SD-Board	25
9.10. Remove the SC-Board	25
9.11. Remove the SS-Board	26
9.12. Remove the SS2-Board	26
9.13. Remove the Fan	26
9.14. Remove the Speakers	26
9.15. Remove the Stand bracket	27
9.16. Remove the K-Board	27
9.17. Remove the S-Board	27
9.18. Remove the V-Board	27
9.19. Remove the Bottom cabinet assy	27
9.20. Remove the Plasma panel section from the Cabinet assy	28
9.21. Remove the Contact metals	28
9.22. Remove the C1-Board	28
9.23. Remove the C2-Board	29
9.24. Replace the Plasma panel	29
10 Measurements and Adjustments	30
10.1. Adjustment	30

	PAGE
11 Block Diagram	39
11.1. Main Block Diagram	39
11.2. Block (1/4) Diagram	40
11.3. Block (2/4) Diagram	41
11.4. Block (3/4) Diagram	42
11.5. Block (4/4) Diagram	43
12 Wiring Connection Diagram	45
12.1. Caution statement.	45
12.2. Wiring (1)	45
12.3. Wiring (2)	46
12.4. Wiring (3)	47
12.5. Wiring (4)	48
13 Schematic Diagram	
14 Printed Circuit Board	
15 Exploded View and Replacement Parts List	

1 Safety Precautions

1.1. General Guidelines

1. When conducting repairs and servicing, do not attempt to modify the equipment, its parts or its materials.
2. When wiring units (with cables, flexible cables or lead wires) are supplied as repair parts and only one wire or some of the wires have been broken or disconnected, do not attempt to repair or re-wire the units. Replace the entire wiring unit instead.
3. When conducting repairs and servicing, do not twist the Fasten connectors but plug them straight in or unplug them straight out.
4. When servicing, observe the original lead dress. If a short circuit is found, replace all parts which have been overheated or damaged by the short circuit.
5. After servicing, see to it that all the protective devices such as insulation barriers, insulation papers shields are properly installed.
6. After servicing, make the following leakage current checks to prevent the customer from being exposed to shock hazards.

1.2. Touch-Current Check

1. Plug the AC cord directly into the AC outlet. Do not use an isolation transformer for this check.
2. Connect a measuring network for touch currents between each exposed metallic part on the set and a good earth ground such as a water pipe, as shown in Figure 1.
3. Use Leakage Current Tester (Simpson 228 or equivalent) to measure the potential across the measuring network.
4. Check each exposed metallic part, and measure the voltage at each point.
5. Reserve the AC plug in the AC outlet and repeat each of the above measure.
6. The potential at any point (TOUCH CURRENT) expressed as voltage U_1 and U_2 , does not exceed the following values:

For a. c.: $U_1 = 35 \text{ V}$ (peak) and $U_2 = 0.35 \text{ V}$ (peak);

For d. c.: $U_1 = 1.0 \text{ V}$,

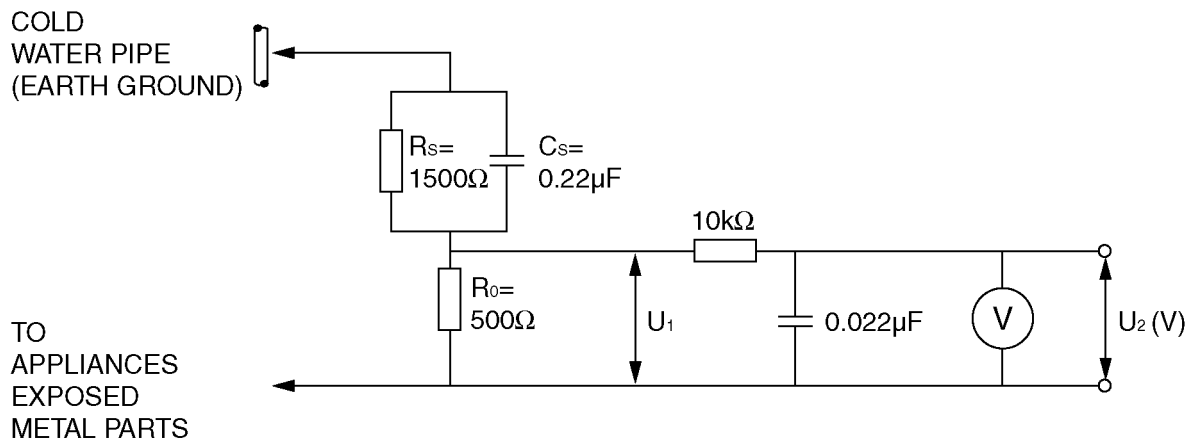
Note:

The limit value of $U_2 = 0.35 \text{ V}$ (peak) for a. c. and $U_1 = 1.0 \text{ V}$ for d. c. correspond to the values 0.7 mA (peak) a. c. and 2.0 mA d. c.

The limit value $U_1 = 35 \text{ V}$ (peak) for a. c. correspond to the value 70 mA (peak) a. c. for frequencies greater than 100 kHz .

7. In case a measurement is out of the limits specified, there is a possibility of a shock hazard, and the equipment should be repaired and rechecked before it is returned to the customer.

Measuring network for TOUCH CURRENTS



Resistance values in ohms (Ω)

V: Voltmeter or oscilloscope
(r.m.s. or peak reading)

Input resistance: $\geq 1 \text{ M}\Omega$

Input capacitance: $\leq 200 \text{ pF}$

Frequency range: 15 Hz to 1 MHz and d.c. respectively

NOTE - Appropriate measures should be taken to obtain the correct value in case of non-sinusoidal waveforms.

Figure 1

2 Warning

2.1. Prevention of Electrostatic Discharge (ESD) to Electrostatically Sensitive (ES) Devices

Some semiconductor (solid state) devices can be damaged easily by static electricity. Such components commonly are called Electrostatically Sensitive (ES) Devices. Examples of typical ES devices are integrated circuits and some field-effect transistors and semiconductor [chip] components. The following techniques should be used to help reduce the incidence of component damage caused by electrostatic discharge (ESD).

1. Immediately before handling any semiconductor component or semiconductor-equipped assembly, drain off any ESD on your body by touching a known earth ground. Alternatively, obtain and wear a commercially available discharging ESD wrist strap, which should be removed for potential shock reasons prior to applying power to the unit under test.
2. After removing an electrical assembly equipped with ES devices, place the assembly on a conductive surface such as aluminum foil, to prevent electrostatic charge buildup or exposure of the assembly.
3. Use only a grounded-tip soldering iron to solder or unsolder ES devices.
4. Use only an anti-static solder removal device. Some solder removal devices not classified as [anti-static (ESD protected)] can generate electrical charge sufficient to damage ES devices.
5. Do not use freon-propelled chemicals. These can generate electrical charges sufficient to damage ES devices.
6. Do not remove a replacement ES device from its protective package until immediately before you are ready to install it. (Most replacement ES devices are packaged with leads electrically shorted together by conductive foam, aluminum foil or comparable conductive material).
7. Immediately before removing the protective material from the leads of a replacement ES device, touch the protective material to the chassis or circuit assembly into which the device will be installed.

Caution

Be sure no power is applied to the chassis or circuit, and observe all other safety precautions.

8. Minimize bodily motions when handling unpackaged replacement ES devices. (Otherwise ham less motion such as the brushing together of your clothes fabric or the lifting of your foot from a carpeted floor can generate static electricity (ESD) sufficient to damage an ES device).

2.2. About lead free solder (PbF)

Note: Lead is listed as (Pb) in the periodic table of elements.

In the information below, Pb will refer to Lead solder, and PbF will refer to Lead Free Solder.

The Lead Free Solder used in our manufacturing process and discussed below is (Sn+Ag+Cu).

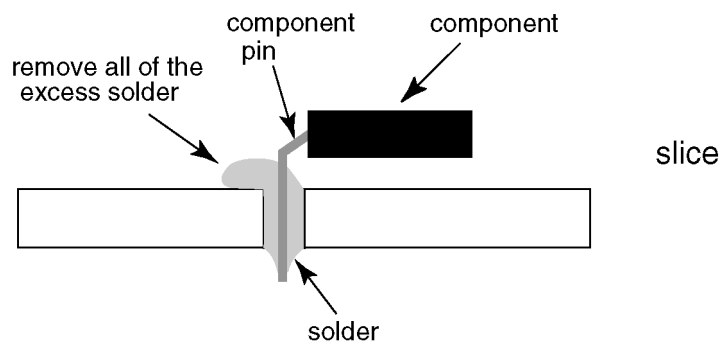
That is Tin (Sn), Silver (Ag) and Copper (Cu) although other types are available.

This model uses Pb Free solder in it's manufacture due to environmental conservation issues. For service and repair work, we'd suggest the use of Pb free solder as well, although Pb solder may be used.

PCBs manufactured using lead free solder will have the PbF within a leaf Symbol **PbF** stamped on the back of PCB.

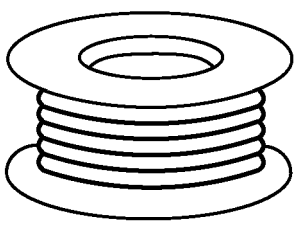
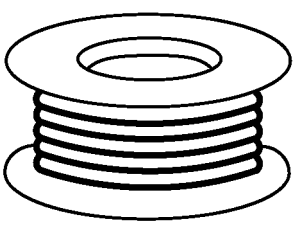
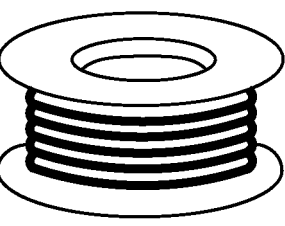
Caution

- Pb free solder has a higher melting point than standard solder. Typically the melting point is 50 ~ 70 °F (30~40 °C) higher. Please use a high temperature soldering iron and set it to 700 ± 20 °F (370 ± 10 °C).
- Pb free solder will tend to splash when heated too high (about 1100 °F or 600 °C).
If you must use Pb solder, please completely remove all of the Pb free solder on the pins or solder area before applying Pb solder. If this is not practical, be sure to heat the Pb free solder until it melts, before applying Pb solder.
- After applying PbF solder to double layered boards, please check the component side for excess solder which may flow onto the opposite side. (see figure below)



Suggested Pb free solder

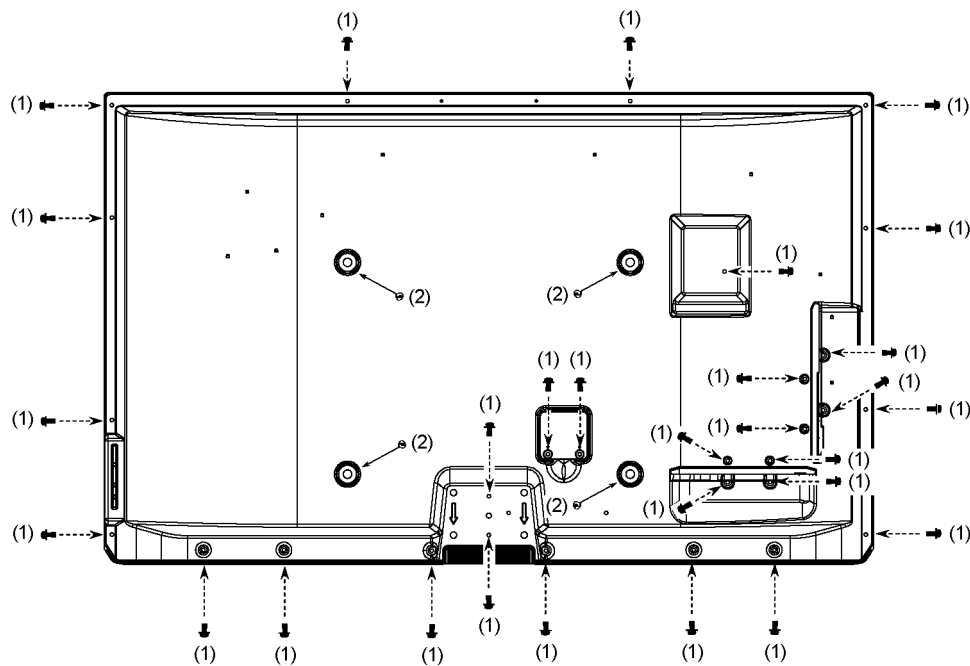
There are several kinds of Pb free solder available for purchase. This product uses Sn+Ag+Cu (tin, silver, copper) solder. However, Sn+Cu (tin, copper), Sn+Zn+Bi (tin, zinc, bismuth) solder can also be used.

0.3mm X 100g	0.6mm X 100g	1.0mm X 100g
		

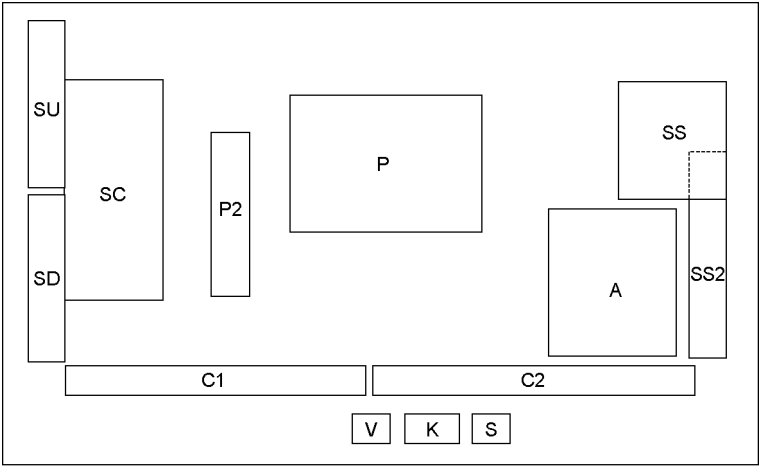
3 Service Navigation

3.1. PCB Layout

Remove the Rear cover



Remove:
29screws (1) THEJ0409
4screws (2) TKKL5493



Board Name	Function	Board Name	Function
P	Power Supply	C1	Data Driver (Lower Right)
P2	Power Supply	C2	Data Driver (Lower Left)
A	Main AV input, processing	SC	Scan Drive
K	Remote receiver, Power LED, C.A.T.S. sensor	SS	Sustain Drive
S	Power switch	SS2	Sustain out
V	3D Eyewear transmitter	SU	Scan out (Upper) Non serviceable. SU-Board should be exchanged for service.
		SD	Scan out (Lower) Non serviceable. SD-Board should be exchanged for service.

3.2. Applicable signals

COMPONENT (Y, P_B, P_R), HDMI

* Mark: Applicable input signal

Signal name	COMPONENT	HDMI
525 (480) / 60i, 60p	*	*
625 (576) / 50i, 50p	*	*
750 (720) / 60p, 50p	*	*
1,125 (1,080) / 60i, 50i	*	*
1,125 (1,080) / 60p, 50p, 24p		*

PC (from HDMI terminal)

Applicable input signal for PC is basically compatible to HDMI standard timing.

Signal name	Horizontal frequency (kHz)	Vertical frequency (Hz)
640 × 480 @60 Hz	31.47	60.00
750 (720) / 60p	45.00	60.00
1,125 (1,080) / 60p	67.50	60.00

Note

- Signals other than above may not be displayed properly.
- The above signals are reformatted for optimal viewing on your display.
- PC signal is magnified or compressed for display, so that it may not be possible to show fine detail with sufficient clarity.

4 Specifications

Power Source	AC 220-240 V, 50 / 60 Hz
Power Consumption	
Rated Power Consumption	340 W
On mode Average Power Consumption	163 W
	(based on IEC 62087 Ed.2 measurement method)
Standby Power Consumption	0.30 W
	30.00 W (With monitor out recording)
Display panel	
Aspect Ratio	16:9
Visible screen size	117 cm (diagonal)
	1.019 mm (W) × 573 mm (H)
Number of pixels	2,073,600 (1,920 (W) × 1,080 (H)) [5,760 × 1,080 dots]
Sound	
Speaker	(140 mm × 32 mm) × 2, 6 Ω
Audio Output	20 W (10 W + 10 W)
Headphones	M3 (3.5 mm) stereo mini Jack × 1
Receiving Systems / Band name	
	PAL B, G, H, I, SECAM B, G, SECAM L, L'
	VHF E2 - E12
	VHF A - H (ITALY)
	CATV (S01 - S05)
	CATV S11 - S20 (U1 - U10)
	VHF H1 - H2 (ITALY)
	UHF E21 - E69
	CATV S1 - S10 (M1 - M10)
	CATV S21 - S41 (Hyperband)
	PAL D, K, SECAM D, K
	VHF R1 - R2
	VHF R6 - R12
	VHF R3 - R5
	UHF E21 - E69
	PAL 525/60
	Playback of NTSC tape from some PAL Video recorders (VCR)
	M.NTSC
	Playback from M. NTSC Video recorders (VCR)
	NTSC (AV input only)
	Playback from NTSC Video recorders (VCR)
	DVB-T
	Digital terrestrial services (MPEG2 and MPEG4-AVC(H.264))
	DVB-C
	Digital cable services (MPEG2 and MPEG4-AVC(H.264))
	DVB-S / S2
	Digital satellite services (MPEG2 and MPEG4-AVC(H.264))
	Receiver frequency range - 950 MHz to 2,150 MHz
	LNB Power and Polarisation - Vertical: +13 V
	Horizontal: +18 V
	Current: Max. 500 mA (overload protection)
	22 kHz Tone - Frequency: 22 kHz ± 2 kHz
	Amplitude: 0.6 V ± 0.2 V
	Symbol Rate - Max. 30 MS/s
	FEC Mode - 1/2, 3/5, 2/3, 3/4, 4/5, 5/6, 8/9, 9/10
	Demodulation - QPSK, 8PSK
	DiSEqC - Version 1.0
	• Check the latest information on the available services at the following website. (English only)
	http://panasonic.jp/support/global/cs/tv/
Satellite dish input	Female F-type 75 Ω
Aerial input	VHF / UHF
Operating Conditions	
	Temperature: 0 °C- 35 °C
	Humidity: 20 % - 80 % RH (non-condensing)
Connection Terminals	
AV1 (SCART)	21 Pin terminal (Audio/Video in, Audio/Video out, RGB in, Q-Link)
AV2 input	VIDEO: RCA PIN Type × 1 1.0 V [p-p] (75 Ω)
	AUDIO L-R: RCA PIN Type × 2 0.5 V [rms]
COMPONENT input	Y: 1.0 V [p-p] (including synchronization)
	P _B , P _R : ±0.35 V [p-p]
HDMI1 / 2 / 3 / 4 input	TYPE A Connectors
	HDMI1 / 3 / 4 : HDMI (Version 1.4 with 3D, Content Type), Deep Colour, x.v.Colour™
	HDMI2 : HDMI (Version 1.4 with 3D Content Type, Audio Return Channel, Deep Colour, x.v.Colour™
	• This TV supports " HDAVI Control 5 " function.
Card slot	SD CARD slot × 1
	Common Interface slot (complies with CI PLus) × 1
ETHERNET	RJ45, IEEE802.3 10BASE-T / 100BASE-TX
USB 1 / 2 / 3	USB2.0 DC 5 V, Max. 500mA
AUDIO OUT	RCA PIN Type × 2 0.5 V [rms] (high impedance)

DIGITAL AUDIO OUT	PCM / Dolby Digital / DTS, Fiber optic
Dimensions (W × H × D)	1,091 mm × 705 mm × 335 mm (With Pedestal) 1,091 mm × 670 mm × 58 mm (TV only)
Mass	26.5 kg Net (With Pedestal) 22.5 kg Net (TV only)

Note

- Design and Specifications are subject to change without notice. Mass and Dimensions shown are approximate.
- This equipment complies with the EMC standards listed below.
EN55013, EN61000-3-2, EN61000-3-3, EN55020, EN55022, EN55024

5 Technical Descriptions

5.1. Specification of KEY for CI Plus, DTCP-IP, WIDEVINE and One-to-One

5.1.1. General information:

1. EEPROM (IC8902) for spare parts has the seed of KEY for each.
2. The final KEY data will be generated by Peaks IC (IC8000) when SELF CHECK was done and are stored in both Peaks IC (IC8000) and EEPROM (IC8902).

Three KEY are not generated for all models.

The necessary KEY are only generated and stored depend on the feature of models.

5.1.2. Replacement of ICs:

When Peaks IC (IC8000) is replaced, EEPROM (IC8902) should be also replaced with new one the same time.

When EEPROM (IC8902) is replaced, Peaks IC (IC8000) is not necessary to be replaced the same time.

After the replacement of IC, SELF CHECK should be done to generate the final KEY data.

How to SELF CHECK: While pressing [VOLUME (-)] button on the main unit, press [MENU] button on the remote control for more than 3 seconds.

TV will be forced to the factory shipment setting after this SELF CHECK.

5.1.3. Model and Keys:

Model No.	Keys			
	One-to-One (For USB Rec.)	CI Plus	DTCP-IP	WIDEVINE
TX-P46GT30E	Yes	Yes	Yes	Yes
TX-P46GT30J	Yes	Yes	Yes	Yes

5.2. USB HDD Recording

5.2.1. General information:

Digital TV programmes can be recorded in USB HDD.

A One-to-One key generated in A-board by SELF CHECK binds TV and USB-HDD for communication.

That key is only one key for them. If the key is difference, TV can not access USB-HDD.

Caution:

New key will be generated by following SELF CHECK and previous TV programmes recorded in USB HDD will not be viewed.

SELF CHECK: While pressing [VOLUME (-)] button on the main unit, press [MENU] button on the remote control for more than 3 seconds.

6 Service Mode

6.1. How to enter into Service Mode

6.1.1. Purpose

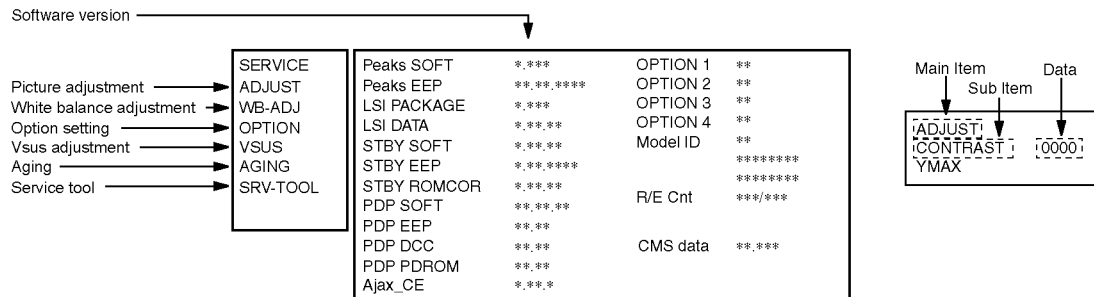
After exchange parts, check and adjust the contents of adjustment mode.

While pressing [VOLUME (-)] button of the main unit, press [0] button of the remote control three times within 2 seconds.

Note:

Service Mode can not be entered when 3D signal input.

Input 2D signal to enter Service Mode.



6.1.2. Key command

- [1] button...Main items Selection in forward direction
- [2] button...Main items Selection in reverse direction
- [3] button...Sub items Selection in forward direction
- [4] button...Sub items Selection in reverse direction
- [RED] button...All Sub items Selection in reverse direction
- [GREEN] button...All Sub items Selection in forward direction
- [VOL] button...Value of sub items change in forward direction (+), in reverse direction (-)

6.1.3. How to exit

Switch off the power with the [POWER] button on the main unit or the [POWER] button on the remote control.

6.1.4. Contents of adjustment mode

- Value is shown as a hexadecimal number.
- Preset value differs depending on models.
- After entering the adjustment mode, take note of the value in each item before starting adjustment.

Main item	Sub item	Sample Data	Remark
ADJUST	CONTRAST	158	
	COLOR	36	
	TINT	00	
	SUB-BRT	800	
	H-POS	0	
	H-AMP	0	
	V-POS	0	
	V-AMP	0	
WB-ADJ	R-CUT	80	
	G-CUT	80	
	B-CUT	80	
	R-DRV	E4	
	G-DRV	FF	
	B-DRV	8D	
	ALL-CUT	80	
	ALL-DRV	FF	
OPTION	Panel-Type	46FHD	Factory Preset
	Boot	ROM	
	STBY-SET	00	
	EMERGENCY	ON	
	Y/C Delay	0	
	OPT 1	00010100	
	OPT 2	11101110	
	OPT 3	00000001	
	OPT 4	00010000	
	EDID-CLK	MID	
	MIRROR	00 (See Option-Mirror)	
	AMR-SELECT	OFF	
VSUS		LOW	See Vsus selection
AGING	ALL WHITE		Built-in test patterns can be displayed.
	ALL BLUE WITH WHITE OUTSIDE FRAME		
	ALL GREEN		
	ALL RED		
	LOW STEP WHITE		
	LOW STEP BLUE		
	LOW STEP GREEN		
	LOW STEP RED		
	WHITE DIAGONAL STRIPE		
	RED DIAGONAL STRIPE		
	GREEN DIAGONAL STRIPE		
	BLUE DIAGONAL STRIPE		
	A-ZONE & B-ZONE		
	1% WINDOW		
	COLOR BAR		
	9 POINTS BRIGHT MEASURE		
	2 DOT OUTSIDE FRAME		
	ALL BLUE		
	DOUBLE FIXED 1% WINDOW		
	VERTICAL LINE SCROLL		
	ON/OFF OR WHITE		
	R/G/B/W ROTATION		
	HALF FIXED ALL WHITE		
	ALL WHITE WITH COUNT DISPLAY		
SRV-TOOL			See Service tool mode

Destination	
Check sum	9063

6.2. Option - Mirror

Picture can be reversed left and right or up and down.

00 : Default (Normal picture is displayed)

01 : Picture is reversed left and right.

02 : Picture is reversed up and down.

00



01



02



Hint : If the defective symptom (e.g. Vertical bar or Horizontal bar) is moved by selection of this mirror, the possible cause is in A-board.

6.3. Service tool mode

6.3.1. How to access

1. Select [SRV-TOOL] in Service Mode.
2. Press [OK] button on the remote control.

SRV-TOOL			
Display of TD2Microcode version →	TD2Microcode:0200b105		
Display of Flash ROM maker code →	Flash ROM : AD - DA		
Display of SOS History →	PTCT : 00 . 00 . 00 . 00 . 00	Time 00000:40 On/Off 0000022	POWER ON TIME/COUNT Press [MUTE] button (3 sec)

6.3.2. Display of SOS History

SOS History (Number of LED blinking) indication.

From left side; Last SOS, before Last, three occurrence before, 2nd occurrence after shipment, 1st occurrence after shipment.
This indication will be cleared by [Self-check indication and forced to factory shipment setting].

6.3.3. POWER ON Time, On/Off

Note : To display TIME/COUNT menu, highlight position, then press MUTE for 3 sec.

Time : Cumulative power on time, indicated hour : minute by decimal

On/Off : Number of On/Off switching by decimal

Note : This indication will not be cleared by either of the self-checks or any other command.

6.3.4. Exit

1. Disconnect the AC cord from wall outlet or switch off the power with [Power] button on the main unit.

6.4. Hotel mode

1. Purpose

Restrict a function for hotels.

2. Access command to the Hotel mode setup menu

In order to display the Hotel mode setup menu:

While pressing [VOLUME (-)] button of the main unit, press [AV] button of the remote control three times within 2 seconds.

Then, the Hotel mode setup menu is displayed.

Hotel Mode	
Hotel Mode	Off
Initial INPUT	Off
Initial POS	Off
Initial VOL Level	Off
Maximum VOL Level	100
Button Lock	Off
Remote Lock	Off
Private Information	Keep

Select

3. To exit the Hotel mode setup menu

Disconnect AC power cord from wall outlet.

4. Explain the Hotel mode setup menu

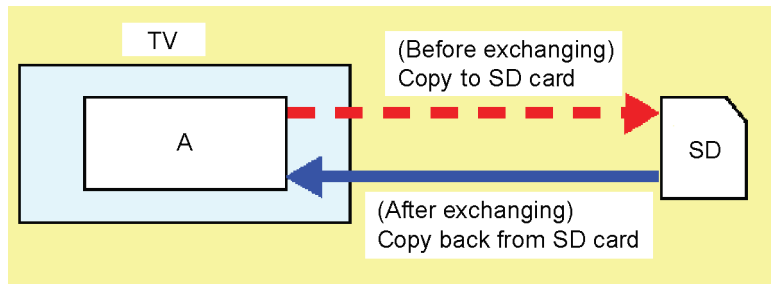
Item	Function
Hotel Mode	Select hotel mode On/Off
Initial INPUT	Select input signal modes. Set the input, when each time power is switched on. Selection : Off/Analogue/DVB-S/DVB-C/DVB-T/AV1/AV2/COMPONENT/HDMI1/HDMI2/HDMI3/HDMI4 • Off: give priority to a last memory. However, Euro model is compulsorily set to TV. • AVnS/AVnC: only Euro model selectable
Initial POS	Select programme number. Selection : Off/0 to 99 • Off: give priority to a last memory
Initial VOL Level	Adjust the volume when each time power is switched on. Selection/Range : Off/0 to 100 • Off: give priority to a last memory
Maximum VOL Level	Adjust maximum volume. Range : 0 to 100
Button Lock	Select local key conditions. Selection : Off/SETUP/MENU/ALL • Off: altogether valid • SETUP: only F-key is invalid (Tuning guide (menu) can not be selected.) • MENU: only F-key is invalid (only Volume/Mute can be selected.) • ALL: altogether invalid.
Remote Lock	Select remote control key conditions. Selection : Off/SETUP/MENU • Off: altogether valid • SETUP: only Setup menu is invalid • MENU: Picture/Sound/Setup menu are invalid
Private Information	Select private information for VIERA Cast is Keep or Reset if Hotel mode is set to [On] when TV power on. Selection : Keep/Reset • Keep: private information for VIERA Cast is keep • Reset: private information for VIERA Cast is reset

6.5. Data Copy by SD Card

6.5.1. Purpose

(a) Board replacement (Copy the data when exchanging A-board):

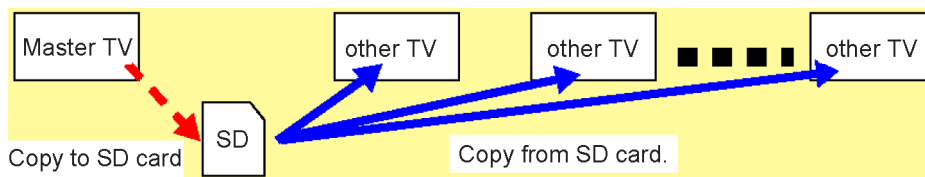
When exchanging A-board, the data in original A-board can be copied to SD card and then copy to new A-board.



Following data can be copied.
User setting data
(incl. Hotel mode setting data)
Channel scan data
Adjustment and factory preset data

(b) Hotel (Copy the data when installing a number of units in hotel or any facility):

When installing a number of units in hotel or any facility, the data in master TV can be copied to SD card and then copy to other TVs.



Following data can be copied.
User setting data
(incl. Hotel mode setting data)
Channel scan data

6.5.2. Preparation

Make pwd file as startup file for (a) or (b) in a empty SD card.

1. Insert a empty SD card to your PC.
2. Right-click a blank area in a SD card window, point to New, and then click text document. A new file is created by default (New Text Document.txt).
3. Right-click the new text document that you just created and select rename, and then change the name and extension of the file to the following file name for (a) or (b) and press ENTER.

File name:

- (a) For Board replacement : boardreplace.pwd
- (b) For Hotel : hotel.pwd

Note:

Please make only one file to prevent the operation error.

No any other file should not be in SD card.

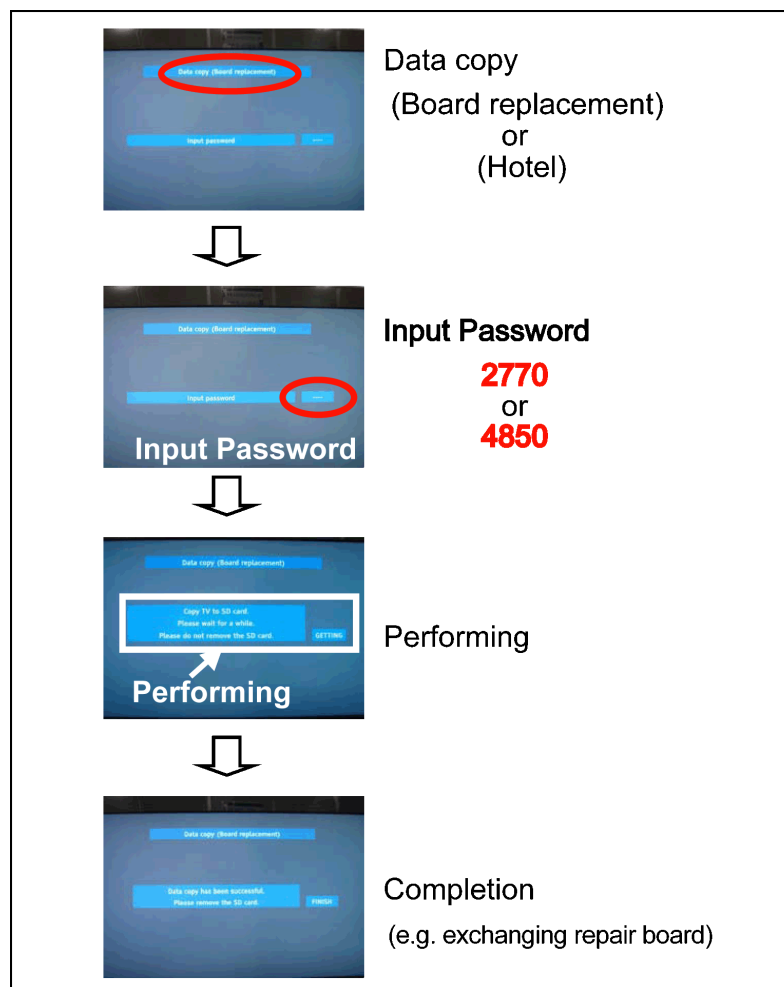
6.5.3. Data copy from TV set to SD Card

1. Turn on the TV set.
2. Insert SD card with a startup file (pwd file) to SD slot.
On-screen Display will be appeared according to the startup file automatically.
3. Input a following password for (a) or (b) by using remote control.
(a) For Board replacement : 2770
(b) For Hotel : 4850
Data will be copied from TV set to SD card.
It takes around 2 to 6 minutes maximum for copying.
4. After the completion of copying to SD card, remove SD card from TV set.
5. Turn off the TV set.

Note:

Following new folder will be created in SD card for data from TV set.

- (a) For Board replacement : user_setup
- (b) For Hotel : hotel

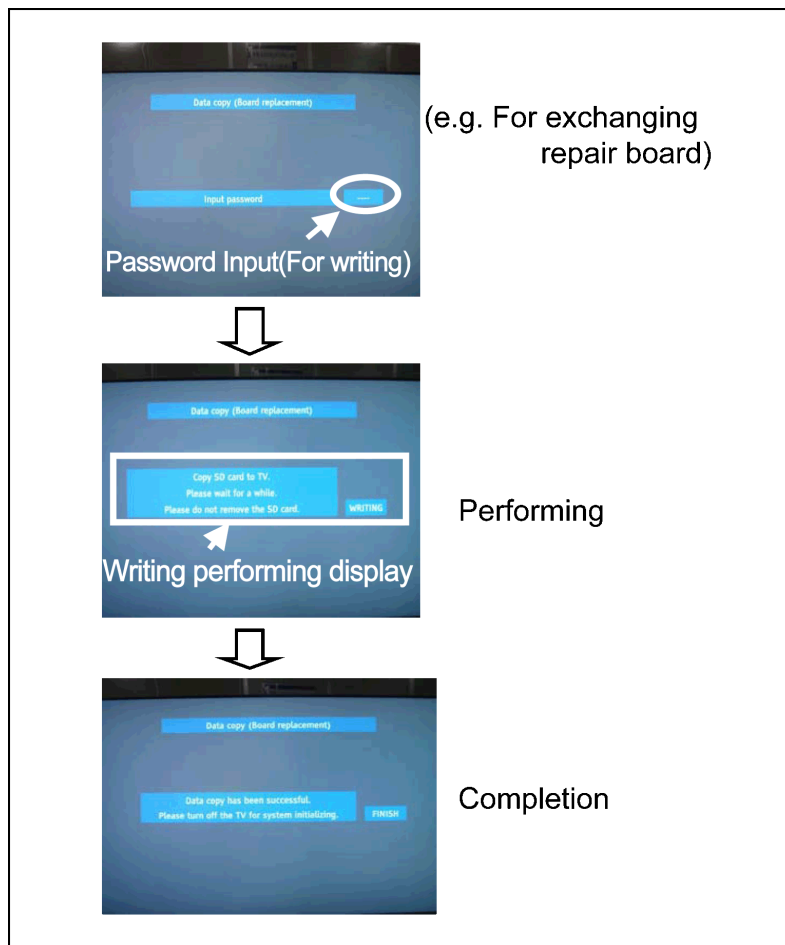


6.5.4. Data copy from SD Card to TV set

1. Turn on the TV set.
2. Insert SD card with Data to SD slot.
On-screen Display will be appeared according to the Data folder automatically.
3. Input a following password for (a) or (b) by using remote control.
(a) For Board replacement : 2771
(b) For Hotel : 4851
Data will be copied from SD card to TV set.
4. After the completion of copying to SD card, remove SD card from TV set.
(a) For Board replacement : Data will be deleted after copying (Limited one copy).
(b) For Hotel : Data will not be deleted and can be used for other TVs.
5. Turn off the TV set.

Note:

1. Depending on the failure of boards, function of Data copy for board replacement does not work.
2. This function can be effective among the same model numbers.



7 Troubleshooting Guide

Use the self-check function to test the unit.

1. Checking the IIC bus lines
2. Power LED Blinking timing

7.1. Check of the IIC bus lines

7.1.1. How to access

7.1.1.1. Self-check indication only:

Produce TV reception screen, and while pressing [VOLUME (-)] button on the main unit, press [OK] button on the remote control for more than 3 seconds.

7.1.1.2. Self-check indication and forced to factory shipment setting:

Caution:

New key will be generated and previous TV programmes recorded in USB HDD will not be viewed. (See Chap.5)

Produce TV reception screen, and while pressing [VOLUME (-)] button on the main unit, press [MENU] button on the remote control for more than 3 seconds.

7.1.2. Screen display

46FHD SET		Panasonic 2011PDP SELF CHECK COMPLETE	
TUN	OK	PEAKS-SOFT	*****
STBY	OK	PEAKS-EEP	***,***,***
MEM1	OK	LSI-PACKAGE	*,***
MEM2	OK	LSI-RELEASE	*,***
AVSW	OK	STBY-SOFT	*,***,***
TEMP	OK	STBY-EEP	*,***,***,***
LAN	OK	STBY-ROMCORR	*,***,***
SAT-TU	OK	PDP-MCU	***,***,***
ID	OK	PDP-EEP	***,***
ID2	OK	PDP-DCC	***,***
LP1	OK	PDP-PDROM	***,***
LP1 2ND	OK		
HDMI-SW	OK		
IRDRV	OK		
		SUM	*****
		MODEL ID	*** ***** *****

7.1.3. Check Point

Confirm the following parts if NG was displayed.

DISPLAY	Check Ref. No.	Description	Check P.C.B.
TUN	TU6775	TUNER	A-BOARD
STBY	IC8000	PEAKS-LDA3 (STM)	A-BOARD
MEM1	IC8902	PEAKS EEPROM	A-BOARD
MEM2	IC8901	STM EEPROM	A-BOARD
AVSW	IC3001	AUDIO/VIDEO SW	A-BOARD
TEMP	IC2001	TEMP SENSOR	A-BOARD
LAN	IC8601	ETHERPHY	A-BOARD
SAT-TU	TU6775	SAT TUNER	A-BOARD
ID			A-BOARD
ID2			A-BOARD
LP1	IC9300	LP1	A-BOARD
LP1 2ND	IC9500	LP1 2ND	A-BOARD
HDMI-SW	IC4700	HDMI SW	A-BOARD
IRDRV	IC5901	IR LED DRIVER	A-BOARD

7.1.4. Exit

Disconnect the AC cord from wall outlet or switch off the power with [Power] button on the main unit.

7.2. Power LED Blinking timing chart

1. Subject

Information of LED Flashing timing chart.

2. Contents

When an abnormality has occurred the unit, the protection circuit operates and reset to the stand by mode. At this time, the defective block can be identified by the number of blinks of the Power LED on the front panel of the unit.

Blinking Times	Contents	Check point
1	Panel information SOS LP1 Start SOS	-
3	P+ 3.3V SOS	A-Board
4	Power SOS	P-Board P2-Board
5	P+ 5V SOS	A-Board
6	Driver SOS1 (SC Energy recovery circuit) (A-SC FPC DET)	SC-Board A-SC FPC
7	Driver SOS2 (SU/SD Connector DET) (SU/SD Scan and Logic IC)	SU-Board SD-Board *
8	Driver SOS3 (SS FPC DET) (SS Energy recovery circuit)	SS-Board SS2-Board SS FPC SS2 FPC
9	Discharge Control SOS	A-Board
10	Sub 5V SOS Sub 3.3V SOS Tuner power SOS	A-Board SC-Board SS-Board P-Board P2-Board
11	FAN SOS	A-Board FAN
12	Sound SOS	A-Board Speaker
13	Emergency SOS	A-Board
14	IR LED SOS	A-Board

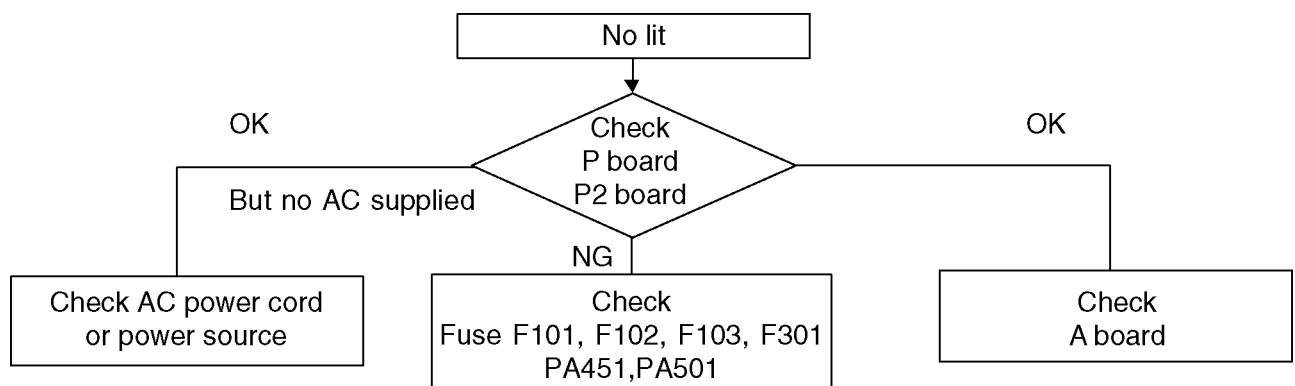
*Use SC jig to isolate the board.

7.3. No Power

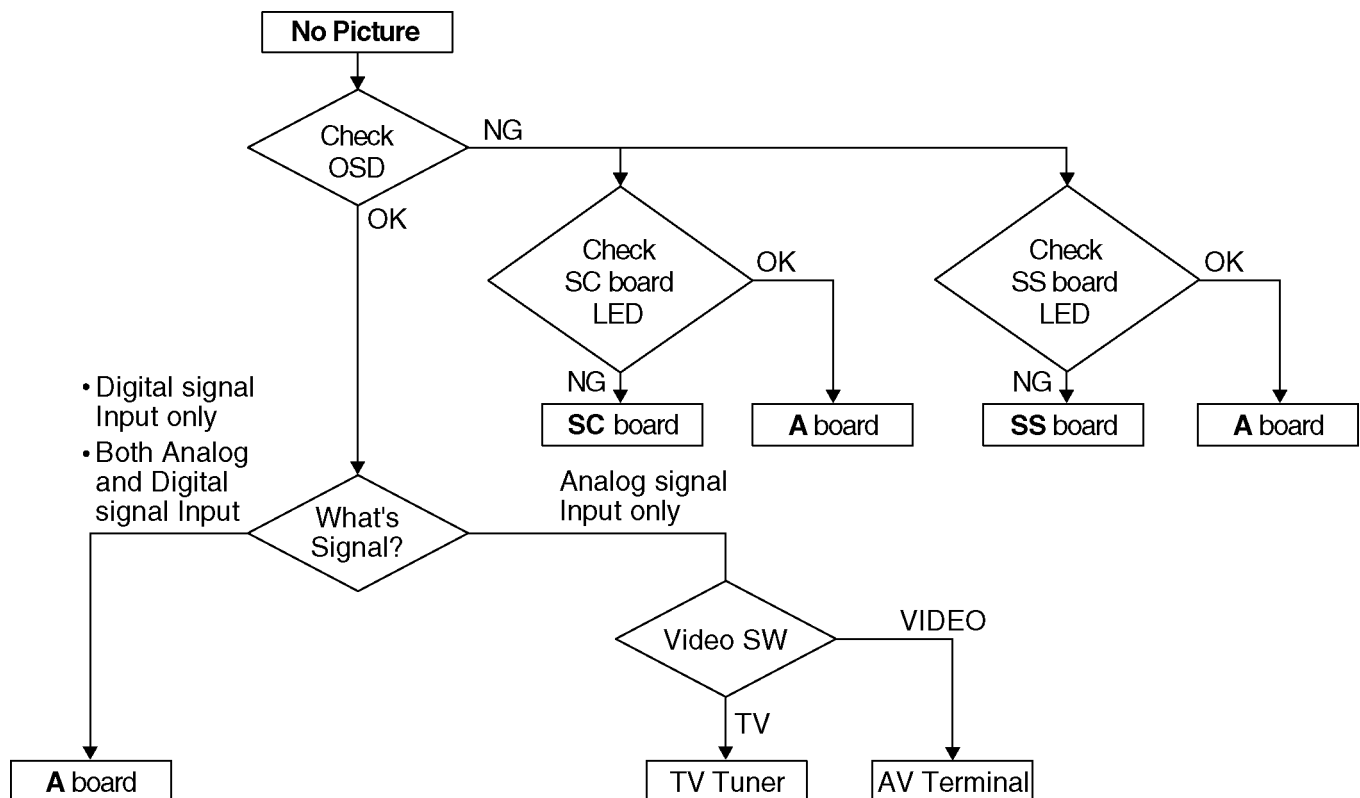
First check point

There are following 3 states of No Power indication by power LED.

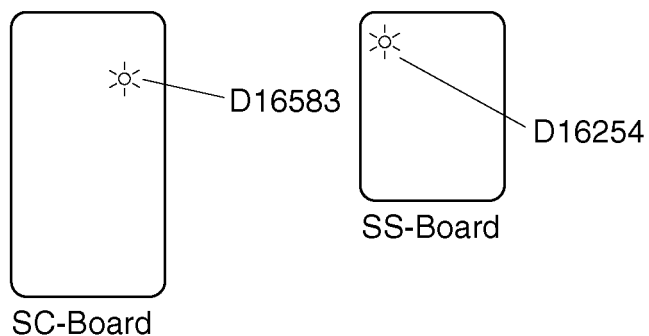
1. No lit.
2. Green is lit then turns red blinking a few seconds later. (See 7.2.)
3. Only red is lit.



7.4. No Picture



Drive circuits LED indicator



7.5. Local screen failure

Plasma display may have local area failure on the screen. Fig-1 is the possible defect P.C.B. for each local area.

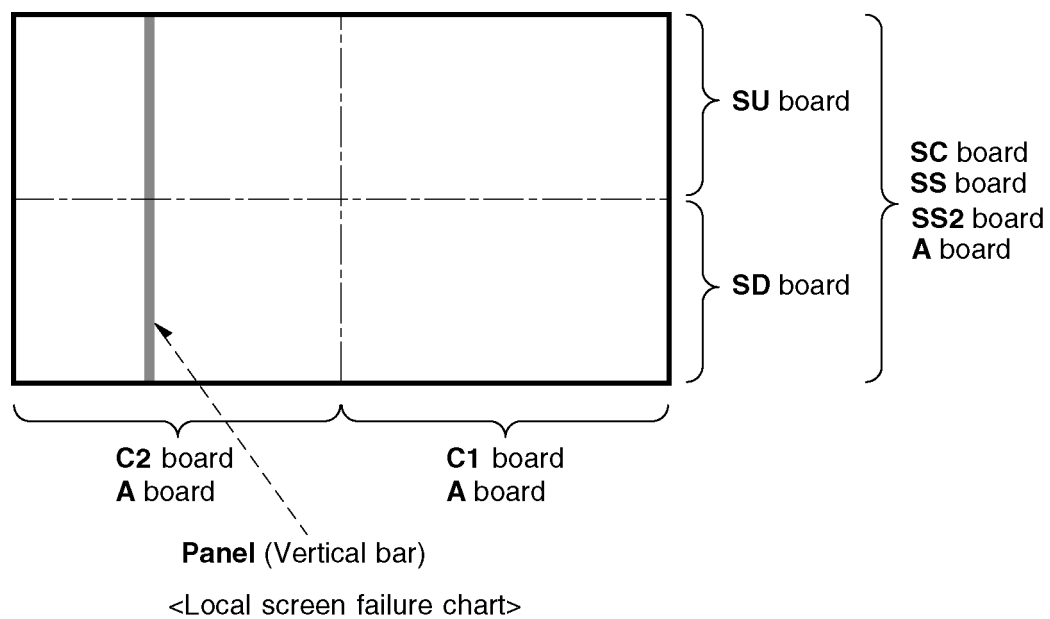


Fig-1

8 Service Fixture & Tools

8.1. SC jig

Purpose:

To find the failure board (SC or SU/SD) when the power LED is blinking 7 times.

SC jig:

Jumper connector to connect to SC50 connector on SC board

Part number:

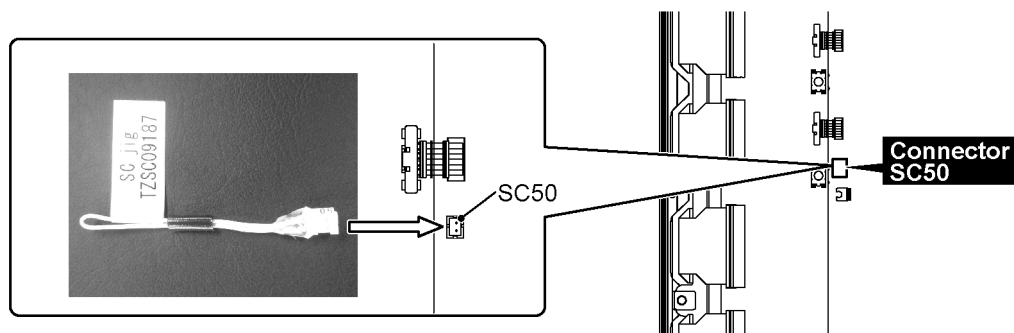
TZSC09187

How to use:

Caution: Remove SC jig from SC board after inspection.

1. Remove all connector between SC board and SU/SD board to isolate SC board from both SU and SD board electrically.
Note: The board will be damaged if all connector is not removed (for example; remove connector only for SU board and stay connecting with SD board. The board will be damaged.)
2. Connect SC jig to connector SC50 at left bottom side of SC board
3. Turn on the TV/Display Unit and confirm the power LED blinking.
LED blinking: Possible cause of failure is in SC board
No LED blinking (Lighting or no lighting): Possible cause of failure is in SU or SD board
4. After inspection, turn off the TV/Display Unit and wait a few minutes to discharge.
5. Remove SC jig from SC board.

Remark: This SC jig can be used for all 2011 Plasma TV and Plasma Display.



9 Disassembly and Assembly Instructions

9.1. Remove the Rear cover

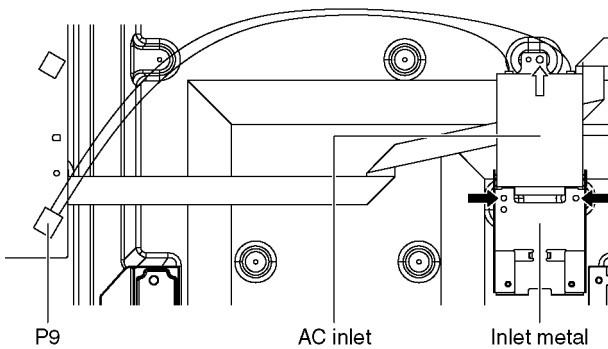
1. See PCB Layout (Section 3)

9.2. Remove the AC inlet

Caution:

To remove P.C.B. wait 1 minute after power was off for discharge from electrolysis capacitors.

1. Unlock the cable claspers to free the cable.
2. Disconnect the connector (P9).
3. Remove the screws (×2 ➡) and remove the Inlet metal.
4. Remove the screw (×1 ⇨) and remove the AC inlet.

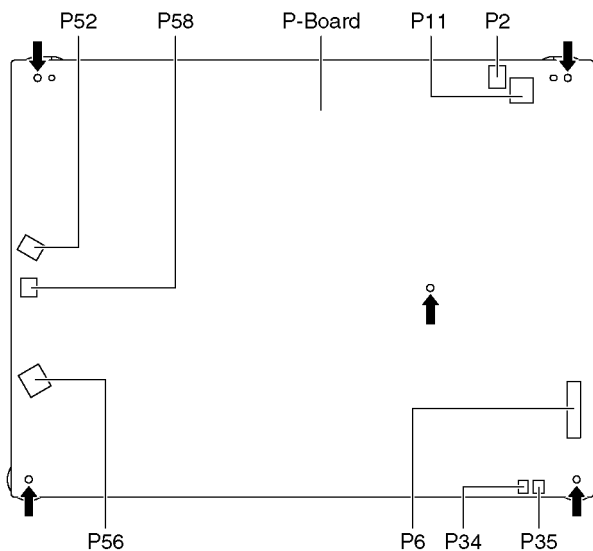


9.3. Remove the P-Board

Caution:

To remove P.C.B. wait 1 minute after power was off for discharge from electrolysis capacitors.

1. Unlock the cable claspers to free the cable
2. Disconnect the connectors (P52, P56 and P58).
3. Disconnect the connectors (P2, P6, P11, P34 and P35).
4. Remove the screws (×5 ➡) and remove the P-Board.

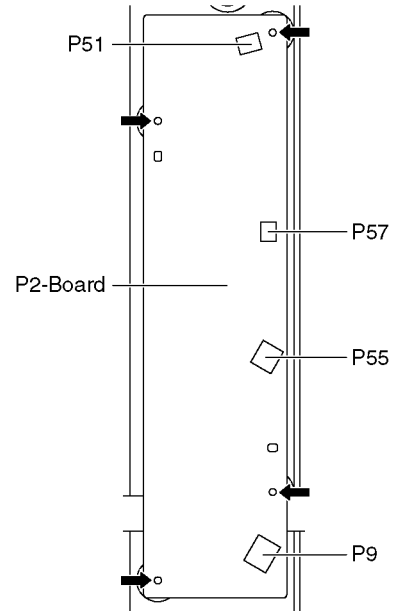


9.4. Remove the P2-Board

Caution:

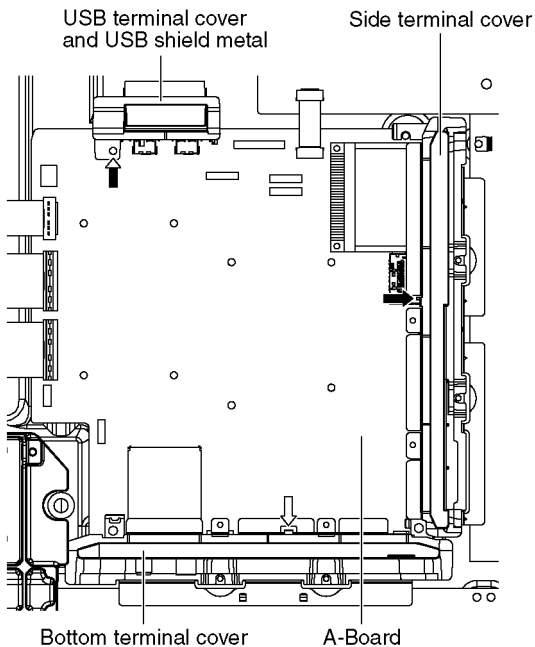
To remove P.C.B. wait 1 minute after power was off for discharge from electrolysis capacitors.

1. Unlock the cable claspers to free the cable.
2. Disconnect the connectors (P51, P55 and P57).
3. Disconnect the connector (P9).
4. Remove the screws (×4 ➡) and remove the P2-Board.

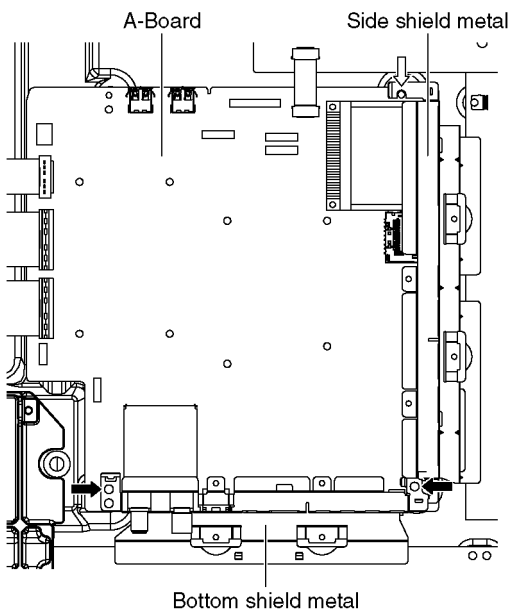


9.5. Remove the Terminal covers and the shield metals

1. Remove the claw (×1 ➡).
2. Remove the Side terminal cover.
3. Remove the claw (×1 ⇨).
4. Remove the Bottom terminal cover.
5. Remove the screw (×1 ➡).
6. Remove the USB terminal cover and USB shield metal.

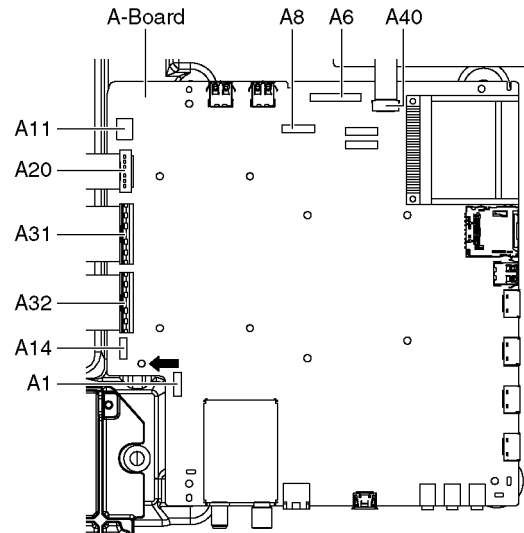


7. Remove the screws (×2 ➡).
8. Remove the Bottom shield metal.
9. Remove the screw (×1 ⇨).
10. Remove the Side shield metal.



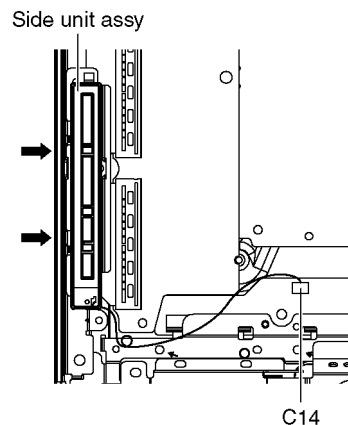
9.6. Remove the A-Board

1. Remove the Terminal covers and the Shield metals. (See section 9.5.)
2. Unlock the cable claspers to free the cable.
3. Disconnect the connectors (A1, A6, A8, A11, and A14).
4. Disconnect the flexible cables (A20, A31, A32 and A40).
5. Remove the screw (×1 ➡) and remove the A-Board.

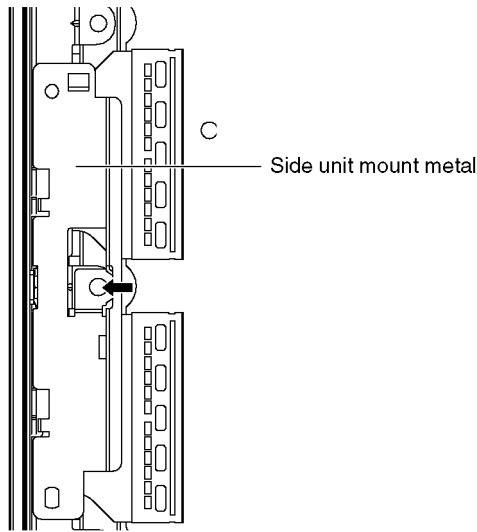


9.7. Remove the Side unit assy

1. Disconnect the connector (C14).
2. Remove the claws (×2 ➡) and remove the Side unit assy.

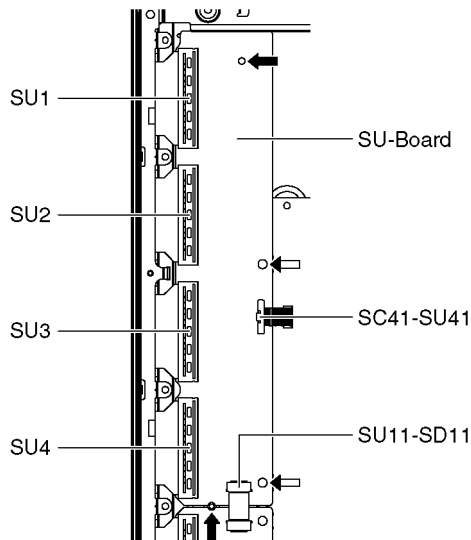


3. Remove the screw (×1 ➡).
4. Remove the Side unit mount metal.



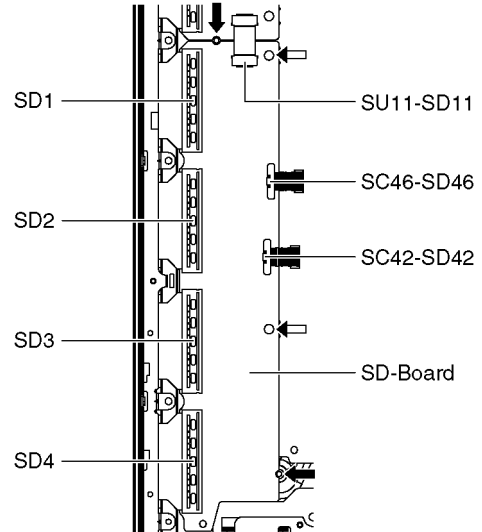
9.8. Remove the SU-Board

1. Disconnect the flexible cables (SU1, SU2, SU3 and SU4) connected to the SU-Board.
2. Disconnect the flexible cable (SU11-SD11) and the bridge connector (SC41-SU41).
3. Remove the screws (×2 ➡, ×2 ⇨) and remove the SU-Board.



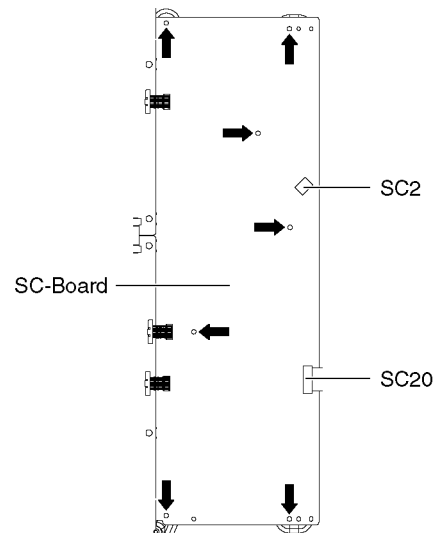
9.9. Remove the SD-Board

1. Disconnect the flexible cables (SD1, SD2, SD3 and SD4) connected to the SD-Board.
2. Disconnect the flexible cable (SU11-SD11) and the bridge connectors (SC42-SD42 and SC46-SD46).
3. Remove the screws (×2 ➡, ×2 ⇨) and remove the SD-Board.



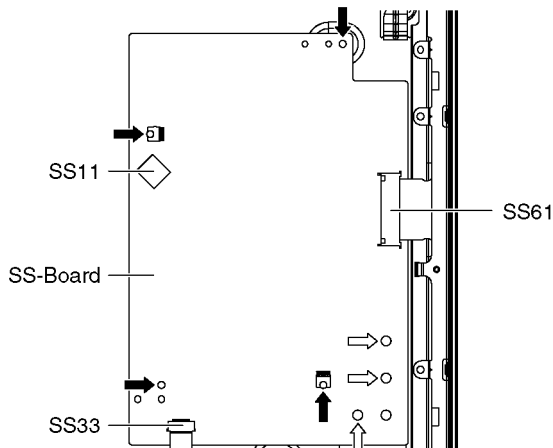
9.10. Remove the SC-Board

1. Remove the SU-Board and SD-Board. (See section 9.8. and 9.9.)
2. Disconnect the connector (SC2).
3. Disconnect the flexible cable (SC20).
4. Remove the screws (×7 ➡) and remove the SC-Board.



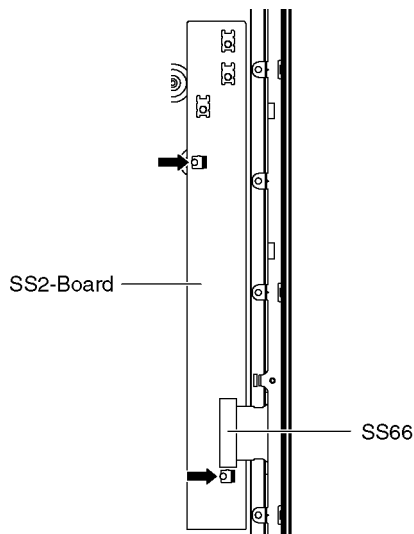
9.11. Remove the SS-Board

1. Disconnect the connector (SS11).
2. Disconnect the flexible cable (SS33).
3. Disconnect the flexible cable (SS61).
4. Remove the screws (×4 ➡, ×3 ⇨) and remove the SS-Board.



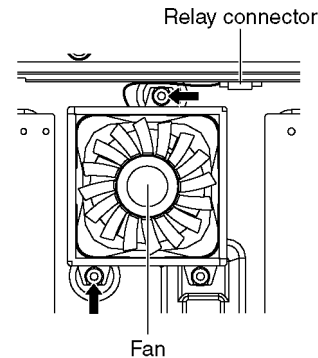
9.12. Remove the SS2-Board

1. Disconnect the Terminal covers and the Shield metals (See section 9.5.).
2. Remove the SS-Board (See section 9.11.).
3. Disconnect the flexible cable (SS66).
4. Remove the screws (×2 ➡) and remove the SS2-Board.



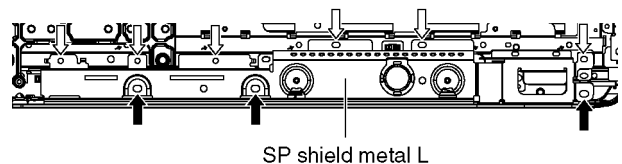
9.13. Remove the Fan

1. Unlock the cable clampers to free the cable.
2. Remove the screws (×2 ➡).
3. Remove the Relay connector and remove the Fan.

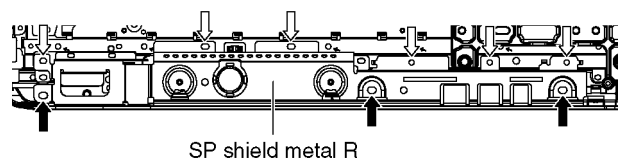


9.14. Remove the Speakers

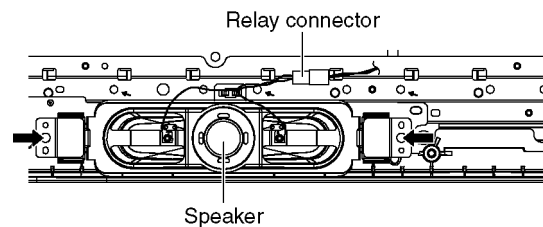
1. Unlock the cable clampers to free the cable.
2. Remove the screws (×3 ➡, ×6 ⇨) and remove the SP shield metal L.



3. Remove the screws (×3 ➡, ×6 ⇨) and remove the SP shield metal R.

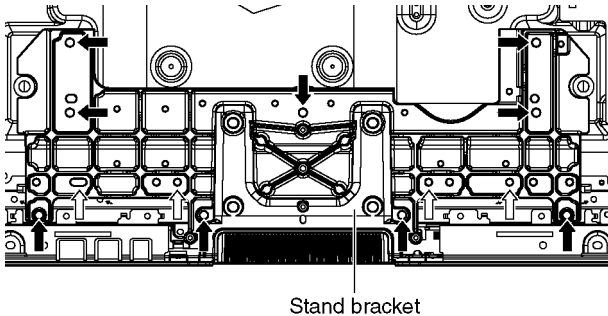


4. Disconnect the Relay connector.
5. Remove the screws (×2 ➡ each) and remove the Speakers (L, R).



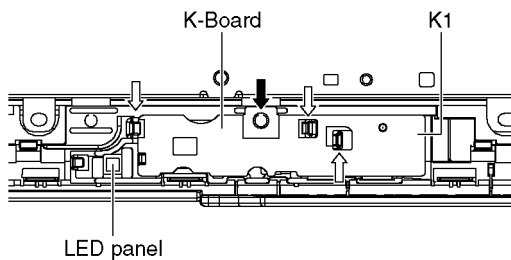
9.15. Remove the Stand bracket

1. Remove the Plasma panel section from the servicing stand and lay on a flat surface such as a table (covered by a soft cloth) with the Plasma panel surface facing downward.
2. Unlock the cable clampers to free cable.
3. Remove the Stand bracket fastening screws (×9 ➡, ×4 ⇨) and the Stand bracket.



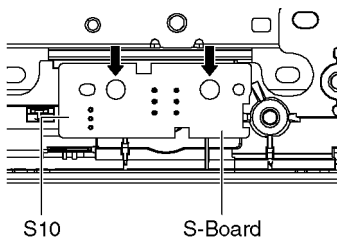
9.16. Remove the K-Board

1. Remove the SP shield metal L. (See section 9.14.)
2. Remove the Stand bracket. (See section 9.15.)
3. Remove the screw (×1 ➡).
4. Remove the claws (×3 ⇨).
5. Disconnect the connector (K1) and remove the K-Board from the LED panel.



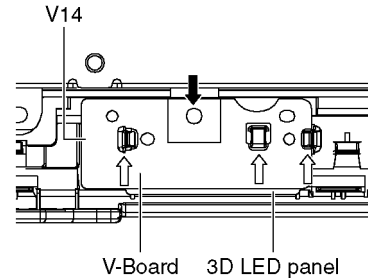
9.17. Remove the S-Board

1. Remove the SP shield metal L. (See section 9.14.)
2. Remove the screws (×2 ➡).
3. Disconnect the connector (S10) and remove the S-Board.



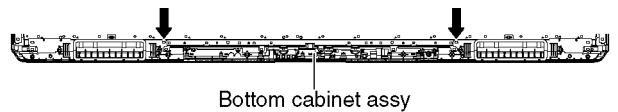
9.18. Remove the V-Board

1. Remove the SP shield metal R. (See section 9.14.)
2. Remove the Stand bracket. (See section 9.15.)
3. Remove the screw (×1 ➡) and remove the claws (×3 ⇨).
4. Disconnect the connector (V14) and remove the V-Board from the 3D LED panel.



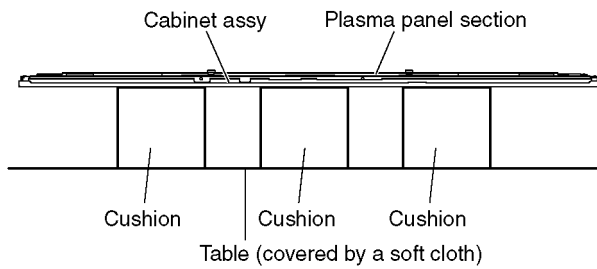
9.19. Remove the Bottom cabinet assy

1. Remove the Speakers. (See section 9.14.)
2. Remove the Stand bracket. (See section 9.15.)
3. Remove the K, S and V-Board. (See section 9.16 - 18.)
4. Remove the screws (×2 ➡) and remove the Bottom cabinet assy.

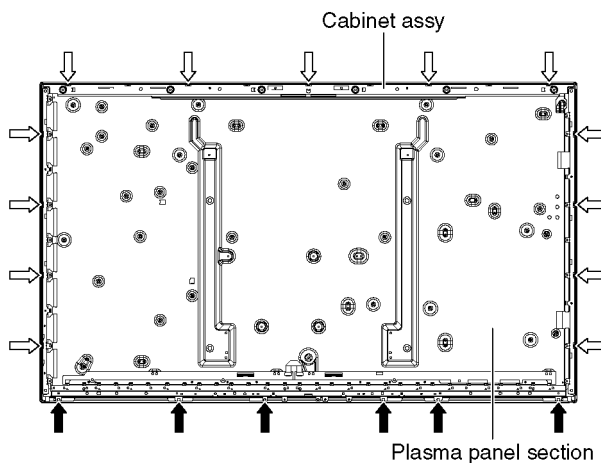


9.20. Remove the Plasma panel section from the Cabinet assy

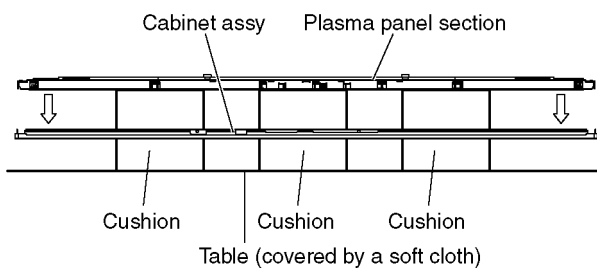
1. Place the Cabinet assy on a flat surface of a table (covered by a soft cloth) and a cushion.



2. Remove the Bottom cabinet assy. (See section 9.19.)
3. Remove the screws (×6 ➡, ×13 ⇨).

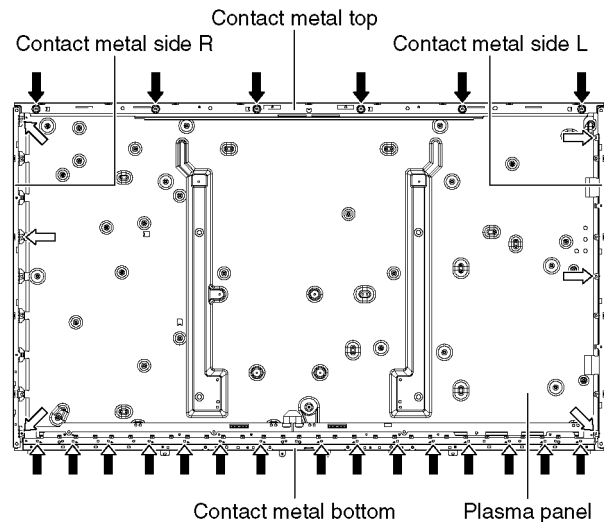


4. Remove the Plasma panel section from the Cabinet assy.



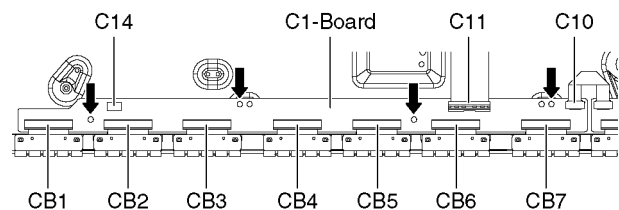
9.21. Remove the Contact metals

1. Remove the Cabinet assy. (See section 9.20.)
2. Remove the Tape from the Contact metals.
3. Remove the screws (×6 ⇨).
4. Remove the Contact metal side (L, R).
5. Remove the screws (×6 ➡).
6. Remove the Contact metal top.
7. Remove the screws (×15 ➡).
8. Remove the Contact metal bottom.



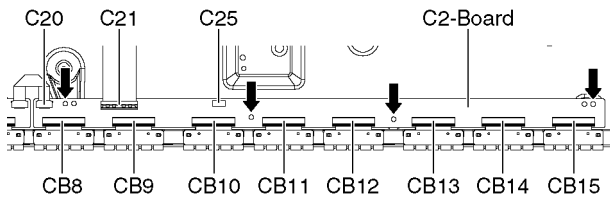
9.22. Remove the C1-Board

1. Remove the Contact metal bottom. (See section 9.21.)
2. Disconnect the flexible cables (CB1, CB2, CB3, CB4, CB5, CB6 and CB7).
3. Disconnect the flexible cables (C10 and C11).
4. Disconnect the connector (C14).
5. Remove the screws (×4 ➡) and remove the C1-Board.



9.23. Remove the C2-Board

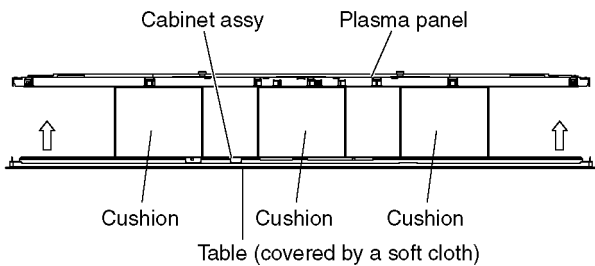
1. Remove the Contact metal bottom. (See section 9.21.)
2. Disconnect the flexible cables (CB8, CB9, CB10, CB11, CB12, CB13, CB14 and CB15).
3. Disconnect the flexible cables (C20, C21 and C25).
4. Remove the screws (×4 ➡) and remove the C2-Board.



9.24. Replace the Plasma panel

Caution:

Place the Plasma panel on a flat surface of a table (covered by a soft cloth) and a cushion.



A new Plasma panel itself without Contact metals is fragile. To avoid the damage to new Plasma panel, carry a new Plasma panel taking hold of the Contact metals.

1. Place a carton box packed a new Plasma panel on the flat surface of the work bench.
2. Open a box and without taking a new Plasma panel.
3. Attach the Cabinet assy and each P.C.Board and so on, to the new Plasma panel.

10 Measurements and Adjustments

10.1. Adjustment

10.1.1. Vsus selection

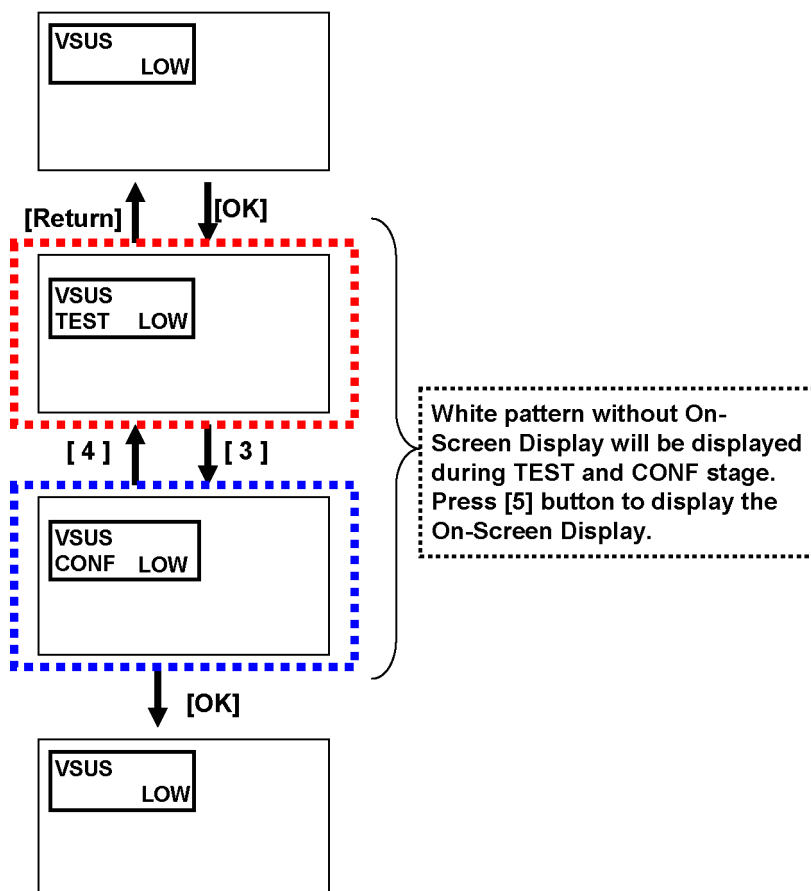
Caution:

When Plasma panel or A-board is replaced, Vsus should be set to LOW.

Procedure

1. Go into main item [VSUS] in Service Mode. LOW will be displayed.
2. Press [OK] button to go to TEST stage.
White pattern without On-Screen Display will be displayed during TEST and CONF stage. Press [5] button to display the On-Screen Display.
3. In LOW setting
If no several dead pixel is visible remarkably in white pattern, press [3] button to go to CONF stage.
4. Press [OK] button in CONF stage to store LOW.
5. Exit Service Mode by pressing [Power] button.

Vsus selection in Service mode



10.1.2. Sub-Contrast adjustment

Name of measuring instrument	Connection	Remarks
RF generator Base Band signal generator HD signal generator		
Steps		Remarks
Connect IIC cable (bus controller-cable) after banner OSD appear. And after SRQ-L, begin an adjustment 2 seconds later. Adjustment of TV (RF system) Note: In adjustment, you must setting to modulation of signal at 90%. 1. Receive a RF PAL 100% Full White or Split Colour bar shown as below. <div data-bbox="399 604 786 799" data-label="Image"> </div> 2. Goes into service mode. 3. Push a [1] or [2] key, and goes into adjustment mode for [CONTRAST]. Adjustment 1. The colour key yellow button of remote control is pushed. 2. The OSD character of sub-contrast becomes red. (Inside under automatic adjustment) 3. The OSD character of sub-contrast returns to black. When [NG] is displayed, adjustment failure. 4. End.		Note: Sub-contrast adjustment is unadjusted for AV/ HD input. But, when needing the adjustment chosen manually, please refer to [alternative method].

Steps	Remarks
<u>Another procedure</u> Connect IIC cable (bus controller-cable) after banner OSD appear. And after SRQ-L, begin an adjustment 2 seconds later. Adjustment of AV system 1. PAL 100% Full White or Split Colour bar receive AV1(or AV2), shown as below. <div data-bbox="399 1469 786 1666" data-label="Image"> </div> 2. Goes into service mode. 3. Push [1] or [2] key, and goes into adjustment mode for [Contrast]. Adjustment 1. The colour key yellow button of remote control is pushed. 2. The OSD character of sub-contrast becomes red. (Inside under automatic adjustment) 3. The OSD character of sub-contrast returns to black. When [NG] is displayed, adjustment failure. 4. End.	

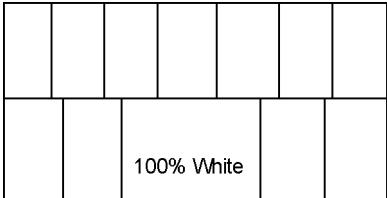
Steps	Remarks
<p>Another procedure</p> <p>Connect IIC cable (bus controller-cable) after banner OSD appear. And after SRQ-L, begin an adjustment 2 seconds later.</p> <p>Adjustment of HD system</p> <p>1. At 1080i 100% Full White or Split colour bar receive component signal, as shown below.</p>  <p>2. Goes into service mode. 3. Push [1] or [2] key, and goes into adjustment mode for [Contrast].</p> <p>Adjustment</p> <p>1. The colour key yellow button of remote control is pushed. 2. The OSD character of sub-contrast becomes red. (Inside under automatic adjustment) 3. The OSD character of sub-contrast returns to black. When [NG] is displayed, adjustment failure. 4. End.</p>	

Table1, Sub-contrast Adjstment initial data in Peaks EEPROM

06E0	Y Gain Standard for NTSC-G:RF (L)	Setting data
06E1	Y Gain Standard for NTSC-G:RF (H)	
06E2	Y Gain Standard for PAL-G:RF (L)	
06E3	Y Gain Standard for PAL-G:RF (H)	
06E4	Y Gain Standard for NTSC-G:ELSE (L)	
06E5	Y Gain Standard for NTSC-G:ELSE (H)	
06E6	Y Gain Standard for PAL-G:ELSE (L)	
06E7	Y Gain Standard for PAL-G:ELSE (H)	
06E8	Y Gain Standard for YUV (L)	
06E9	Y Gain Standard for YUV (H)	

10.1.3. THX white balance adjustment

The adjusting method is different according to the PEAKS EEPROM version.

[copy adjustment] : Peaks EEPROM ver.1.00-

[Differential (Normal) + copy + WARM adjustment] : Peaks EEPROM ver.1.-**

Name of measuring instrument	Connection	Remarks
W/ B pattern Color analyzer (Minolta CA-100 or equivalent)	Panel surface	
Steps	Remarks	
[copy adjustment] Connect IIC cable (bus controller-cable) after banner OSD appear. And after SRQ-L, begin an adjustment 2 seconds later. <ul style="list-style-type: none"> • Make sure the front panel to be used on the final set is fitted. • Make sure a color signal is not being shown before adjustment. • Put the color analyzer where there is little color variation. Note: Copy Adjustment method in service mode. When you push [OK] key in each item, Adjustment data is copied between HD data and SD data.	Picture menu : Dynamic ASPECT : 16:9 Condition is same at alternative method too.	

Steps	Remarks
<p>1. Enter the Service mode. Please receive the Analog-RF. Or, please select CVBS/YUV/HDMI. (No inputting is possible.). (Forbid Analog-RF with no signal.)</p> <p>2. A number key [1] or [2] are operated and [WB-ADJ] is displayed. Check that the color temp is [COOL].</p> <p>3. A number key [0] is operated and select [METHOD 01].</p> <p>4. A number key [5] is operated and [INNER PATTERN] is displayed.</p> <div data-bbox="386 439 849 707" data-label="Image"> </div> <p style="text-align: center;">[INNER PATTERN]</p> <p>5. Select [G-CUTOFF] item, using the number-key [3] or [4], and set to [80], using the volume-key [+] or [-]. Also, [B-CUTOFF] and [R-CUTOFF] set to [80].</p> <p>6. Set [G-DRIVE] at [D0].</p> <p>7. Touch the signal receiver of color analyzer to the INNER PATTERN center, and adjust B drive and R drive so x, y become the [COLOR TEMP COOL] in the below table1.</p> <p>8. All RGB drive increase so that the maximum drive value of RGB may become [FF]. ([ALL-DRIVE] set to [FF].)</p> <p>9. Set color balance to [NORMAL] using [7] key.</p> <p>10. Fix G-CUTOFF, B-CUTOFF and R-CUTOFF at [80].</p> <p>11. Set [G-DRIVE] at [D0].</p> <p>12. Adjust B-DRIVE and R-DRIVE so the INNER PATTERN x, y become the [COLOR TEMP NORMAL] in the table 1.</p> <p>13. All RGB drive increase so that the maximum drive value of RGB may become [FF]. ([ALL-DRIVE] set to [FF].)</p> <p>14. Set color balance to [WARM] using [7] key.</p> <p>15. Set Picture menu to [CINEMA] using [9] key.</p> <p>16. A number key [5] is operated and [INNER PATTERN] is displayed.</p> <div data-bbox="386 1236 849 1523" data-label="Image"> </div> <p style="text-align: center;">[INNER PATTERN]</p> <p>17. Fix G-CUTOFF, B-CUTOFF and R-CUTOFF at [80].</p> <p>18. Set [G-DRIVE] at [D0].</p> <p>19. Adjust B-DRIVE and R-DRIVE so the INNER PATTERN x, y become the [COLOR TEMP WARM] in the table 1.</p> <p>20. All RGB drive increase so that the maximum drive value of RGB may become [FF]. ([ALL-DRIVE] set to [FF].)</p> <p>21. Confirm [METHOD=01].</p> <p>Please refer table2-3 to address.</p> <p>22. Asking matter to execute white balance difference adjustment. Please feed back the DAC value in the adjusted each color temperature in an internal pattern.</p>	<p>METHOD=01 copy adjustments</p>

Table 1-1, Color temp. target value (This data is target data by CA-100 PAVCCZ.)

COLOR TEMP	x	y
COOL	0.280	0.284
NORMAL	0.302	0.318
WARM	0.318	0.335

Table 1-2, Color temp. target value (This data is target data by CS-2000 PAVCCZ.)

COLOR TEMP	x	y
COOL	0.277	0.279
NORMAL	0.299	0.314
WARM	0.313	0.329

Table 2, Peaks EEP addresses (adjustment data)

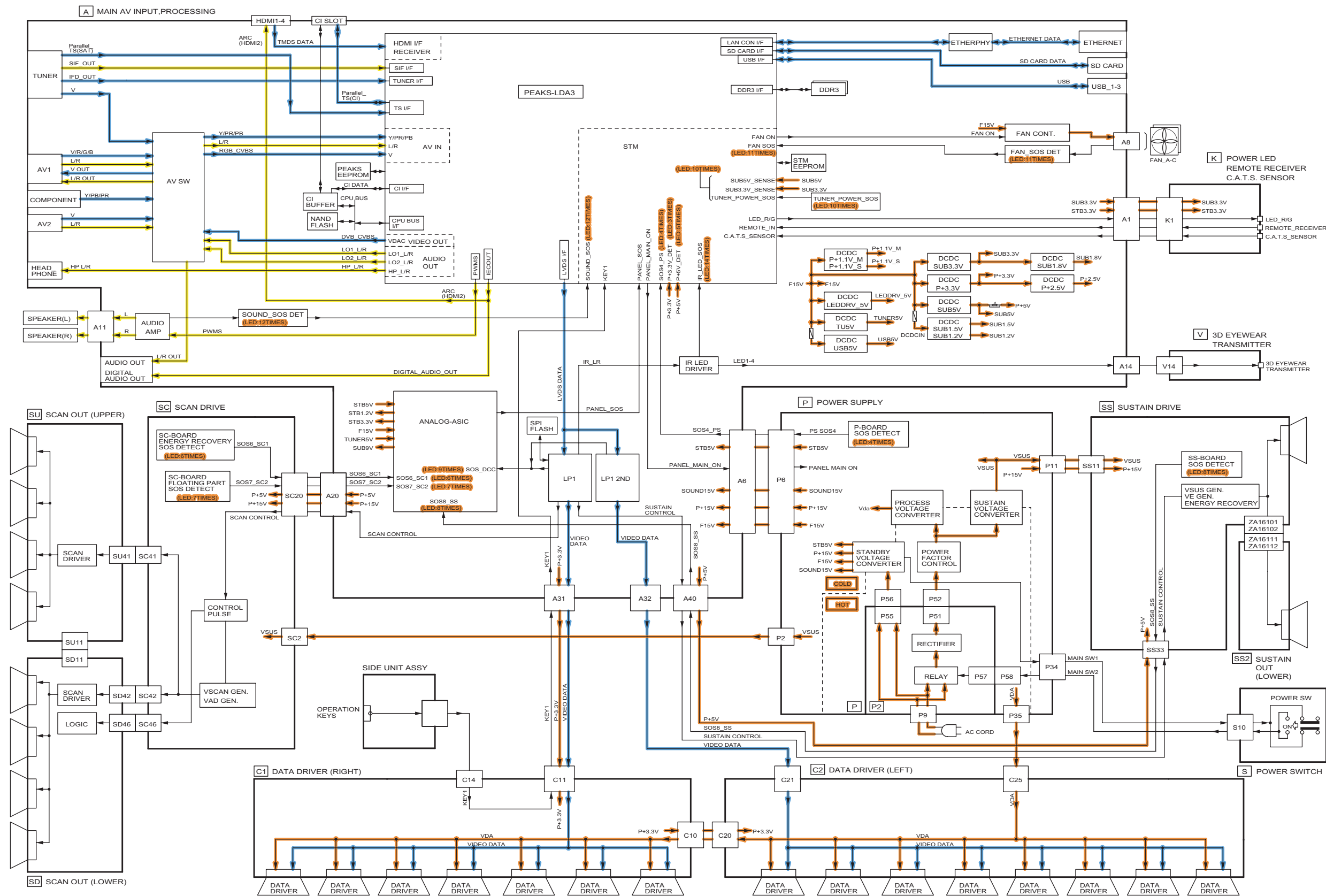
signal / temp	Meaning of value	address
SD High	R-Cutoff for SD High	A0-070c
	G-Cutoff for SD High	A0-070d
	B-Cutoff for SD High	A0-070e
	R-Drive for SD High	A0-070f
	G-Drive for SD High	A0-0710
	B-Drive for SD High	A0-0711
SD Middle	R-Cutoff for SD Middle	A0-0712
	G-Cutoff for SD Middle	A0-0713
	B-Cutoff for SD Middle	A0-0714
	R-Drive for SD Middle	A0-0715
	G-Drive for SD Middle	A0-0716
	B-Drive for SD Middle	A0-0717
SD Low	R-Cutoff for SD Low	A0-0718
	G-Cutoff for SD Low	A0-0719
	B-Cutoff for SD Low	A0-071a
	R-Drive for SD Low	A0-071b
	G-Drive for SD Low	A0-071c
	B-Drive for SD Low	A0-071d
HD High	R-Cutoff for HD High	A0-071e
	G-Cutoff for HD High	A0-071f
	B-Cutoff for HD High	A0-0720
	R-Drive for HD High	A0-0721
	G-Drive for HD High	A0-0722
	B-Drive for HD High	A0-0723
HD Middle	R-Cutoff for HD Middle	A0-0724
	G-Cutoff for HD Middle	A0-0725
	B-Cutoff for HD Middle	A0-0726
	R-Drive for HD Middle	A0-0727
	G-Drive for HD Middle	A0-0728
	B-Drive for HD Middle	A0-0729
HD Low	R-Cutoff for HD Low	A0-072a
	G-Cutoff for HD Low	A0-072b
	B-Cutoff for HD Low	A0-072c
	R-Drive for HD Low	A0-072d
	G-Drive for HD Low	A0-072e
	B-Drive for HD Low	A0-072f

Table 3, Peaks EEP addresses (DIFF setting)

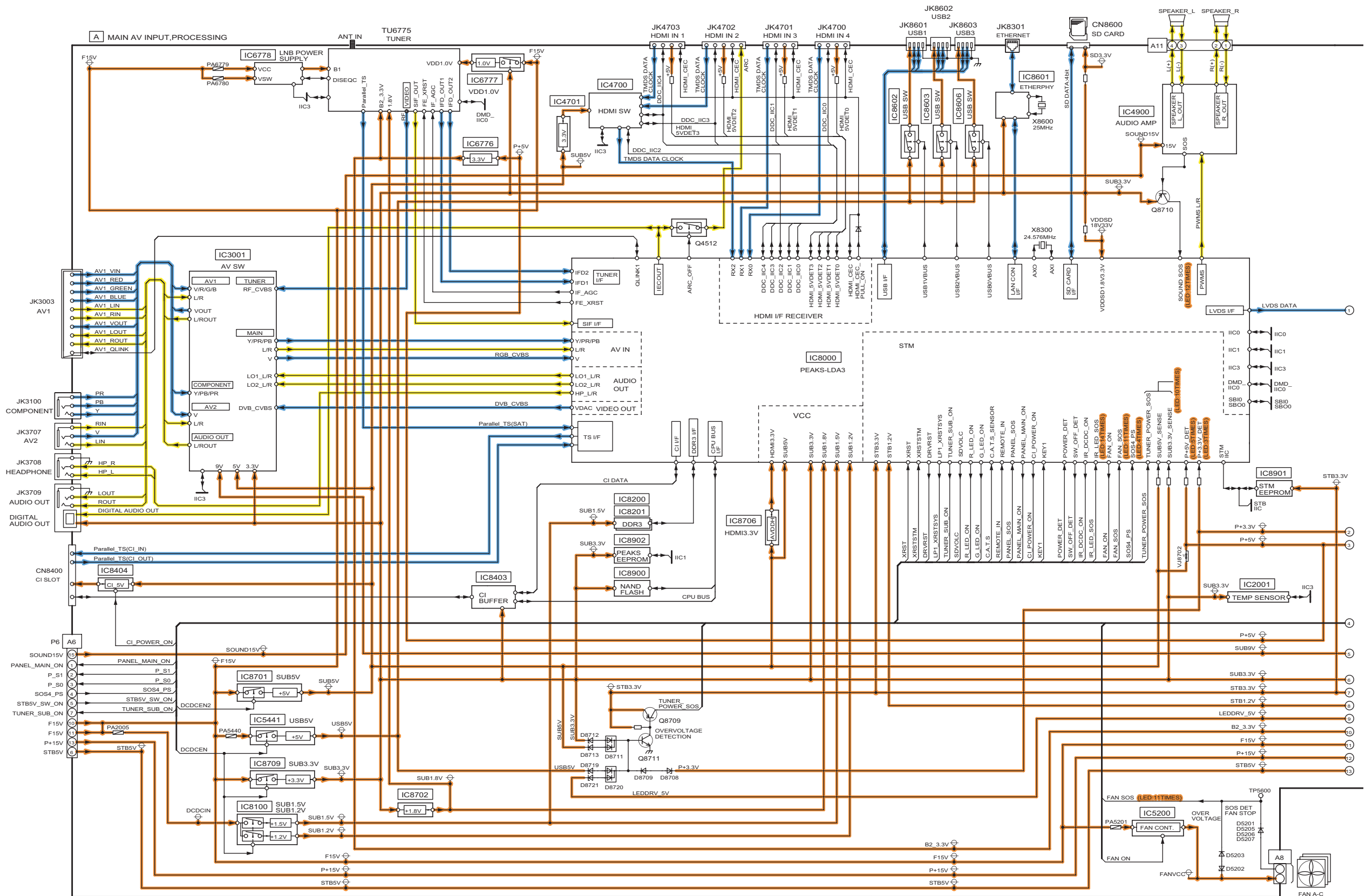
signal / temp	Meaning of value	address
SD High	R-Cutoff difference for SD High	A0-0730
	G-Cutoff difference for SD High	A0-0731
	B-Cutoff difference for SD High	A0-0732
	R-Drive difference for SD High	A0-0733
	G-Drive difference for SD High	A0-0734
	B-Drive difference for SD High	A0-0735
SD Middle	R-Cutoff difference for SD Middle	A0-0736
	G-Cutoff difference for SD Middle	A0-0737
	B-Cutoff difference for SD Middle	A0-0738
	R-Drive difference for SD Middle	A0-0739
	G-Drive difference for SD Middle	A0-073a
	B-Drive difference for SD Middle	A0-073b
SD Low	R-Cutoff difference for SD Low	A0-073c
	G-Cutoff difference for SD Low	A0-073d
	B-Cutoff difference for SD Low	A0-073e
	R-Drive difference for SD Low	A0-073f
	G-Drive difference for SD Low	A0-0740
	B-Drive difference for SD Low	A0-0741
HD High	R-Cutoff difference for HD High	A0-0742
	G-Cutoff difference for HD High	A0-0743
	B-Cutoff difference for HD High	A0-0744
	R-Drive difference for HD High	A0-0745
	G-Drive difference for HD High	A0-0746
	B-Drive difference for HD High	A0-0747
HD Middle	R-Cutoff difference for HD Middle	A0-0748
	G-Cutoff difference for HD Middle	A0-0749
	B-Cutoff difference for HD Middle	A0-074a
	R-Drive difference for HD Middle	A0-074b
	G-Drive difference for HD Middle	A0-074c
	B-Drive difference for HD Middle	A0-074d
HD Low	R-Cutoff difference for HD Low	A0-074e
	G-Cutoff difference for HD Low	A0-074f
	B-Cutoff difference for HD Low	A0-0750
	R-Drive difference for HD Low	A0-0751
	G-Drive difference for HD Low	A0-0752
	B-Drive difference for HD Low	A0-0753

11 Block Diagram

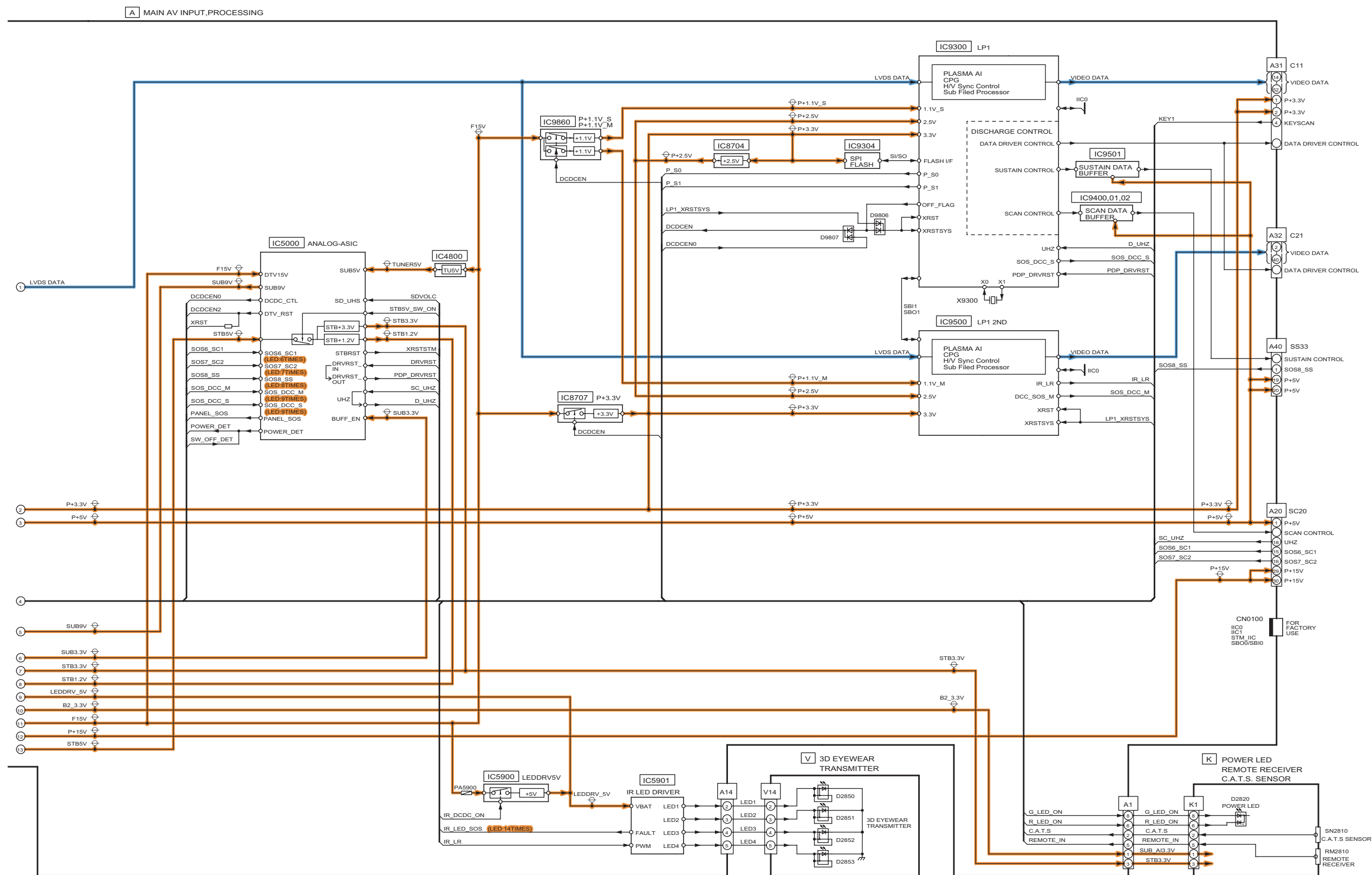
11.1. Main Block Diagram



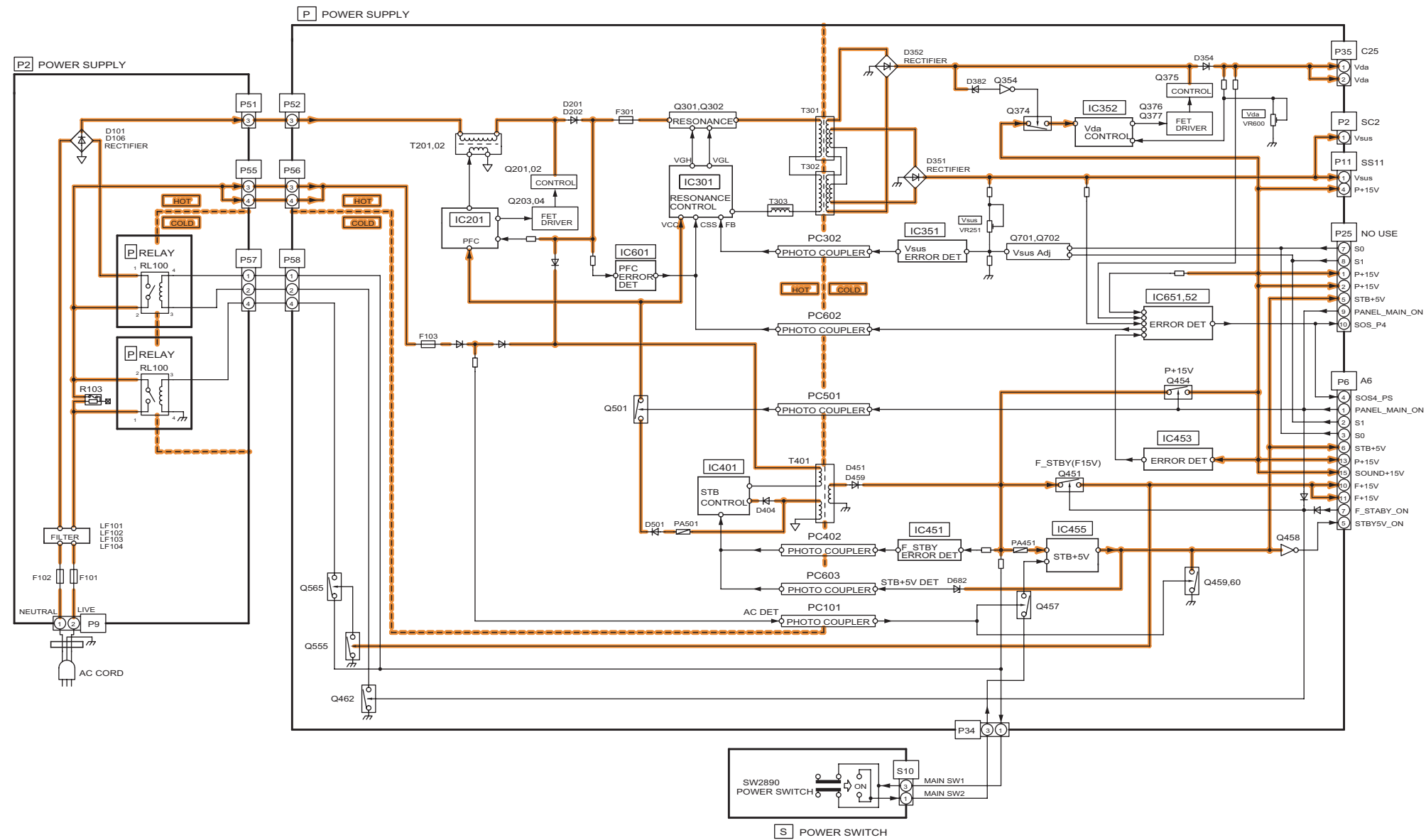
11.2. Block (1/4) Diagram



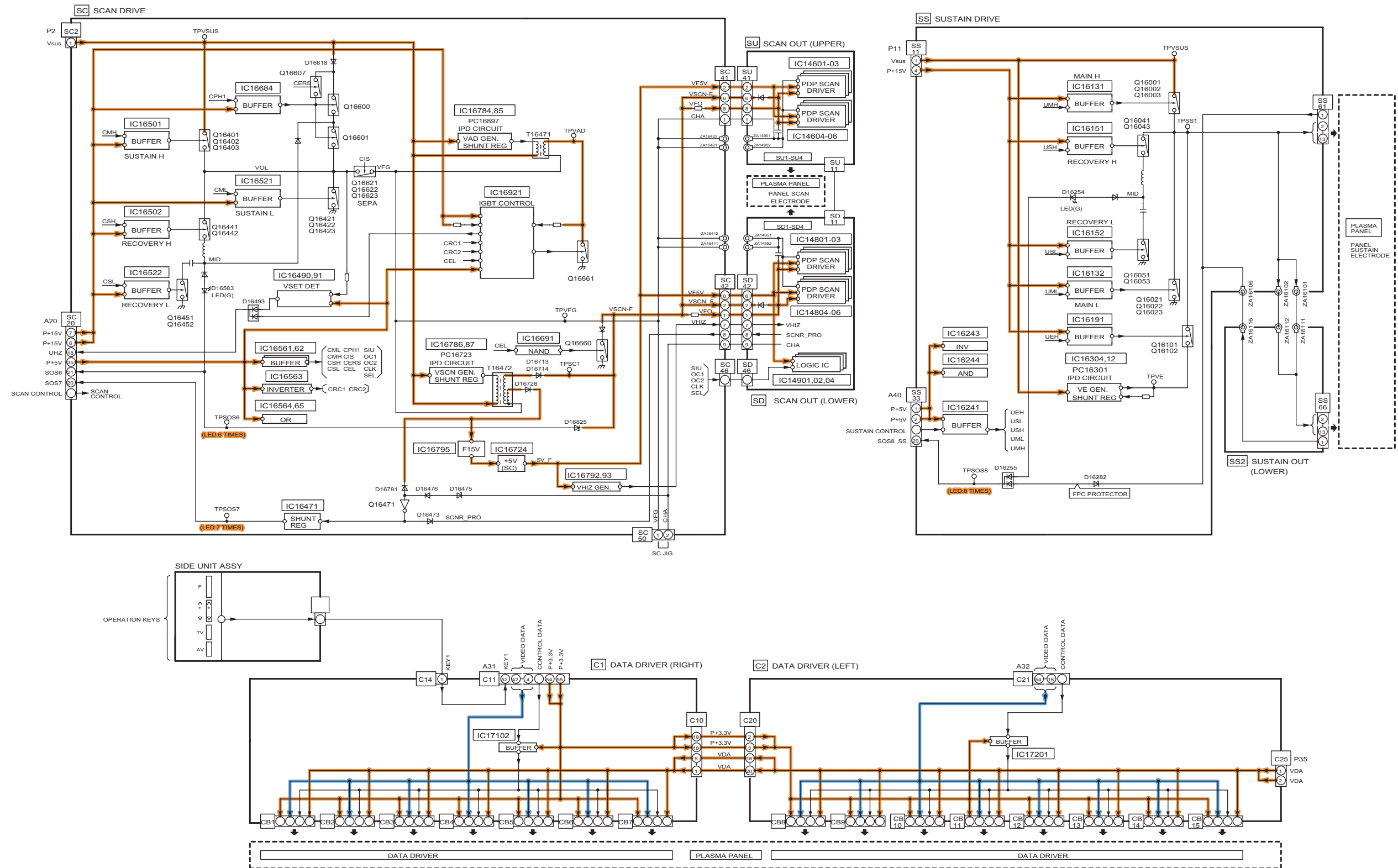
11.3. Block (2/4) Diagram



11.4. Block (3/4) Diagram



11.5. Block (4/4) Diagram

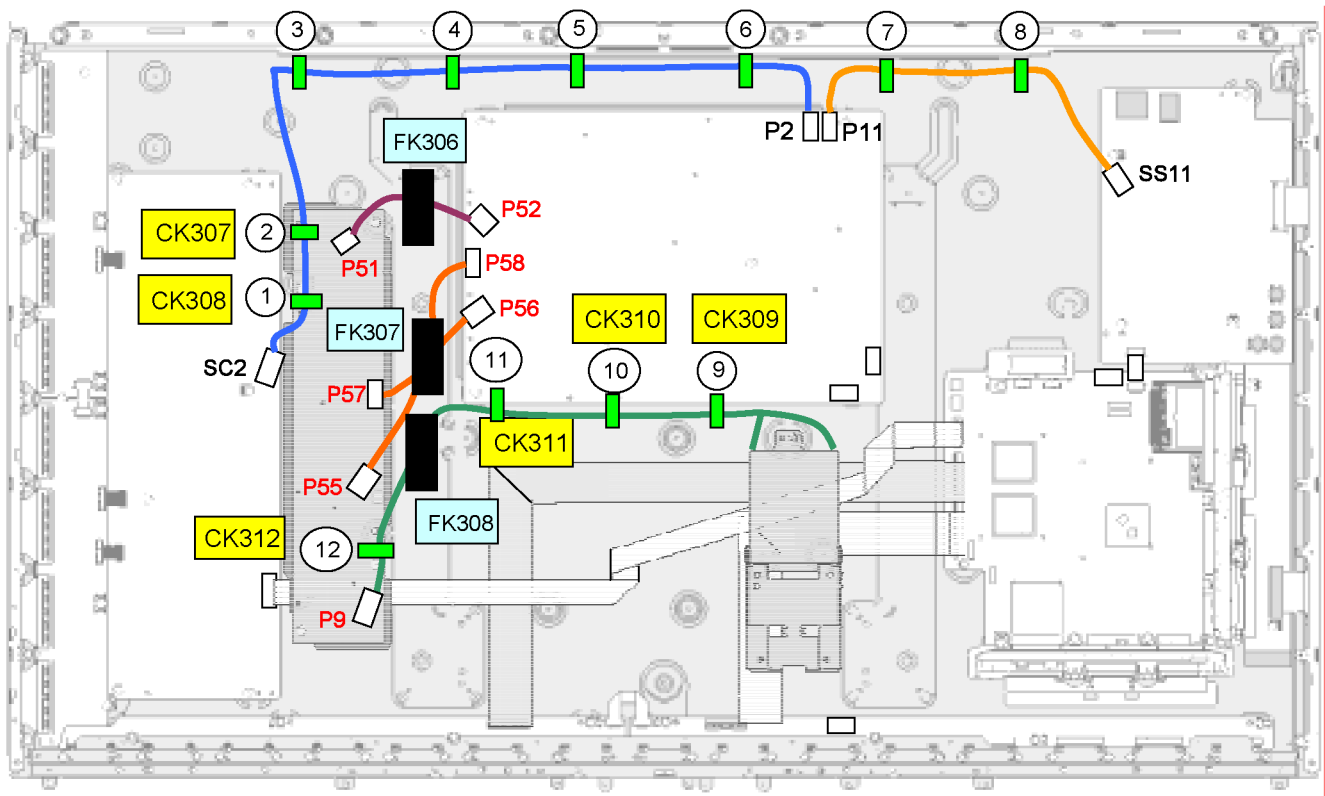


12 Wiring Connection Diagram

12.1. Caution statement.

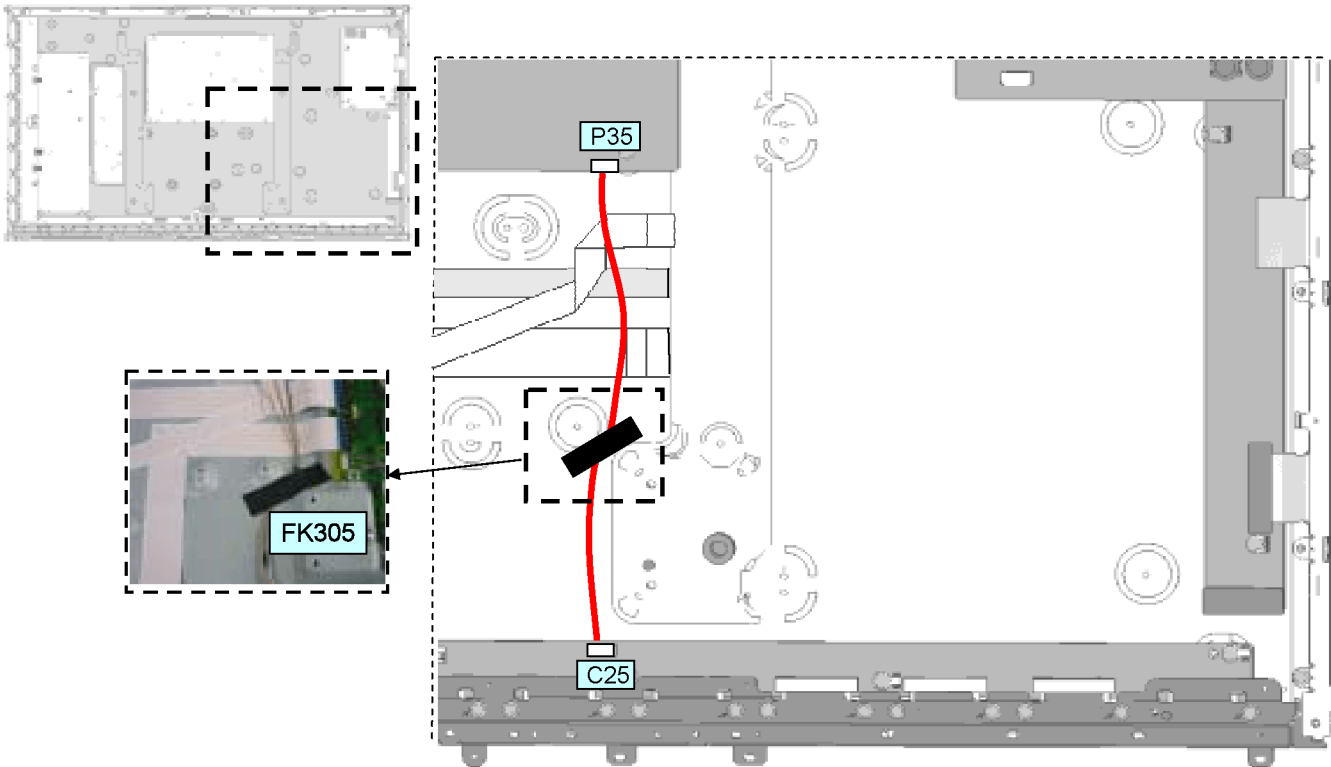
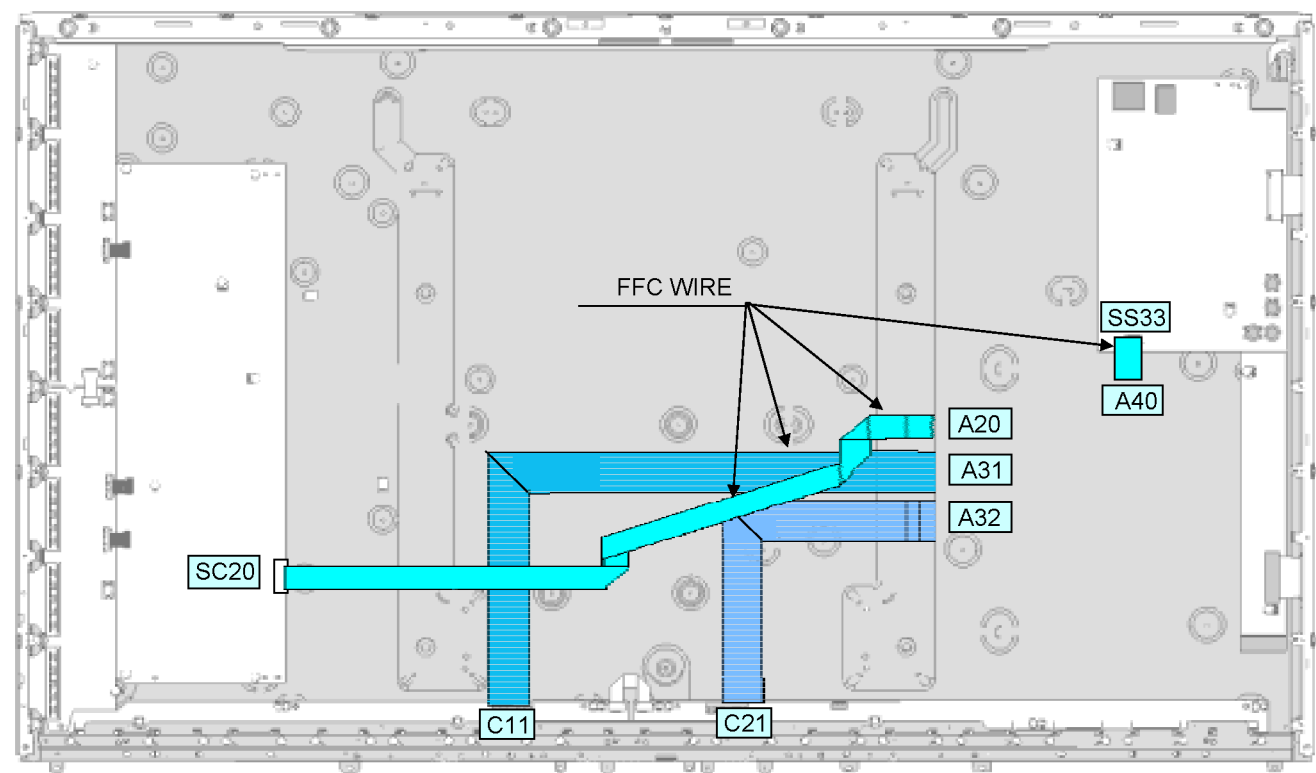
Caution:
Please confirm that all flexible cables are assembled correctly.
Also make sure that they are locked in the connectors.
Verify by giving the flexible cables a very slight pull.

12.2. Wiring (1)

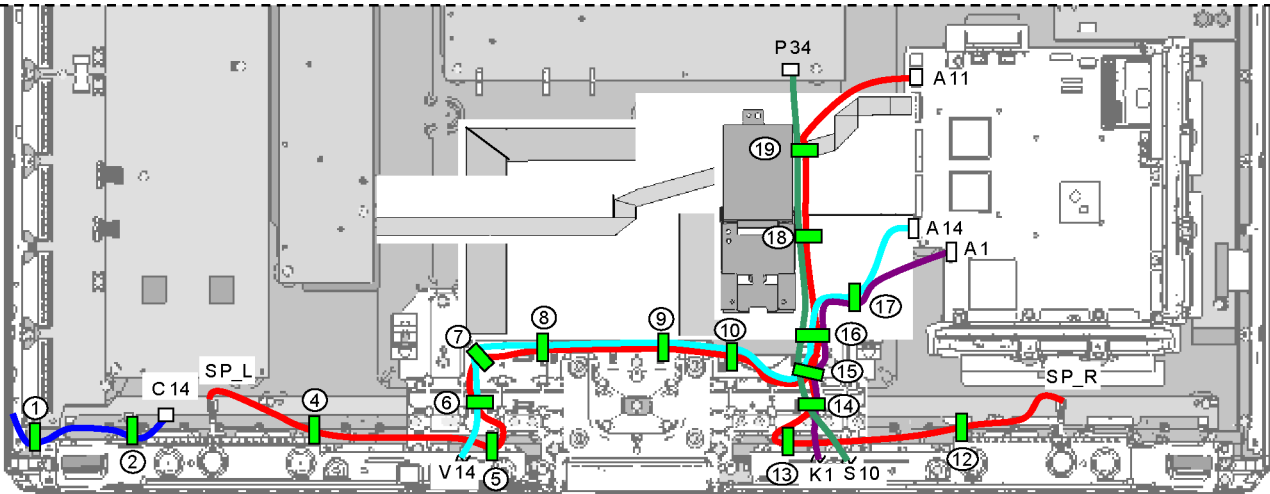


CONNECTOR No.	CLAMPER No.											
	1	2	3	4	5	6	7	8	9	10	11	12
P2 - SC2	●	●	●	●	●	●						
P11 - SS11							●	●				
P9 - AC INLET									●	●	●	●
P51 - P52												
P57 - P58												
P55 - P56												

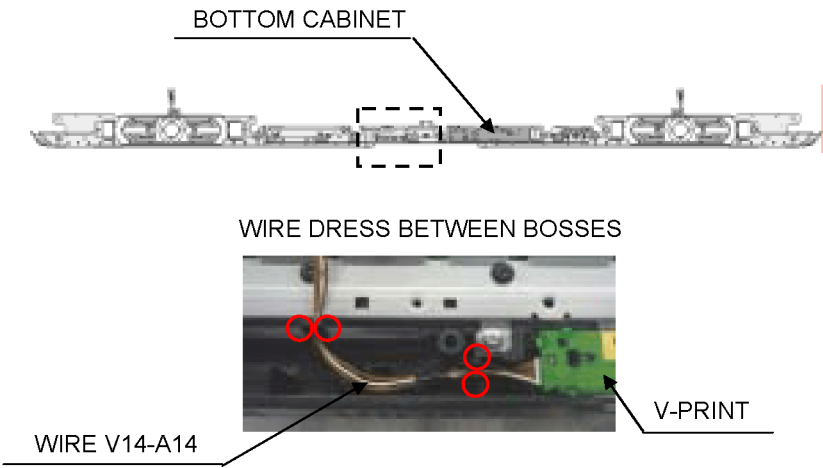
12.3. Wiring (2)



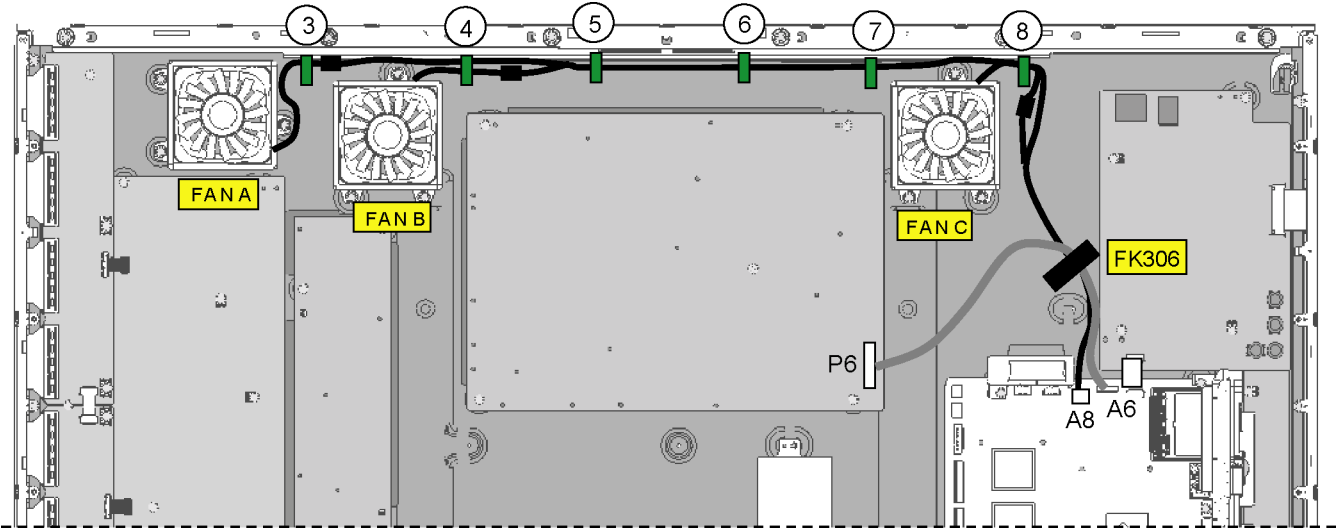
12.4. Wiring (3)



	CLAMPER No.																		
CONNECTOR No.	1	2	4	5	6	7	8	9	10	12	13	14	15	16	17	18	19		
A1 - K1												●	●	●	●				
SIDE UNIT - C14	●	●																	
SP L - A8			●	●	●	●	●	●	●				●	●		●	●		
SP R - A8										●	●	●	●	●		●	●		
V14 - A14					●	●	●	●	●				●	●	●				
P34 - S10												●	●	●		●	●		






12.5. Wiring (4)



CLAMPER No.						
CONNECTOR No.	3	4	5	6	7	8
FAN A - A8	●	●	●	●	●	●
FAN B - A8		●	●	●	●	●
FAN C - A8						●
P6 - A6						

Notes:

1. **Resistor**
Unit of resistance is OHM [Ω] (K=1,000, M=1,000,000).
2. **Capacitor**
Unit of capacitance is μ F, unless otherwise noted.
3. Coil
Unit of inductance is H, unless otherwise noted.
4. Test Point
 : Test Point position
5. Earth Symbol
 : Chassis Earth (Cold)  : Line Earth (Hot)
6. Voltage Measurement
Voltage is measured by a DC voltmeter.
Conditions of the measurement are the following:
Power Source AC 220-240V, 50/60Hz
Receiving Signal Colour Bar signal (RF)
All customer's controls Maximum positions
7. When arrow mark (↗) is found, connection is easily found from the direction of arrow.
8. Indicates the major signal flow. : Video ➡ Audio ⇔
9. This schematic diagram is the latest at the time of printing and subject to change without notice.

Notice: Use the parts number indicated on the Replacement parts List.

Remarks:

1. The Power Circuit contains a circuit area which uses a separate power supply to isolate the earth connection.
The circuit is defined by HOT and COLD indications in the schematic diagram. Take the following precautions.
All circuits, except the Power Circuit, are cold.
Precautions
 - a. Do not touch the hot part or the hot and cold parts at the same time or you may be shocked.
 - b. Do not short- circuit the hot and cold circuits or a fuse may blow and parts may break.
 - c. Do not connect an instrument, such as an oscilloscope, to the hot and cold circuits simultaneously or a fuse may blow.
Connect the earth of instruments to the earth connection of the circuit being measured.
 - d. Make sure to disconnect the power plug before removing the chassis.

Model No. : TX-P46GT30E/J Replacement Parts List Note

Note: All parts except parts mentioned [PAVCCZ] in the Remarks column are supplied by AVC-CSPC. Parts mentioned [PAVCCZ] are supplied by PAVCCZ.

Notice: Be sure to make your orders of replacement parts according to this list.

RTL (Retention Time Limited)

Note: The marking (RTL) indicates that the Retention Time is Limited for this item.
After the discontinuation of this assembly in production, the item will continue to be available for a specific period of time. The retention period of availability is dependant on the type of assembly, and in accordance with the laws governing part and product retention.
After the end of this period, the assembly will no longer be available.

Abbreviation of part name and description

1. Resistor

Example:

ERD25TJ104 C 100KOHM, J, 1/4W

Type	Allowance
------	-----------

2. Capacitor

Example:

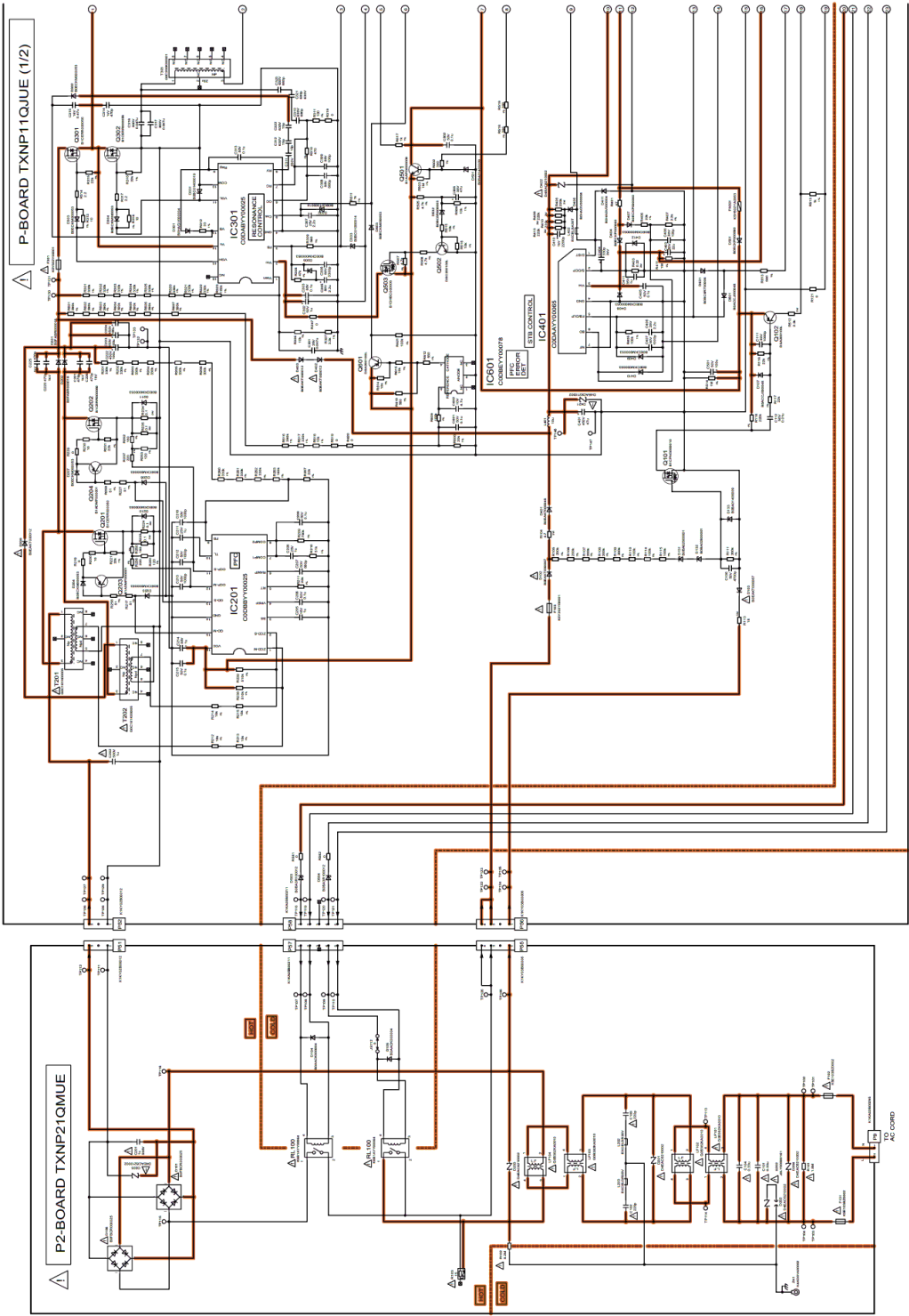
ECKF1H103ZF C 0.01UF, Z, 50V

Type Allowance

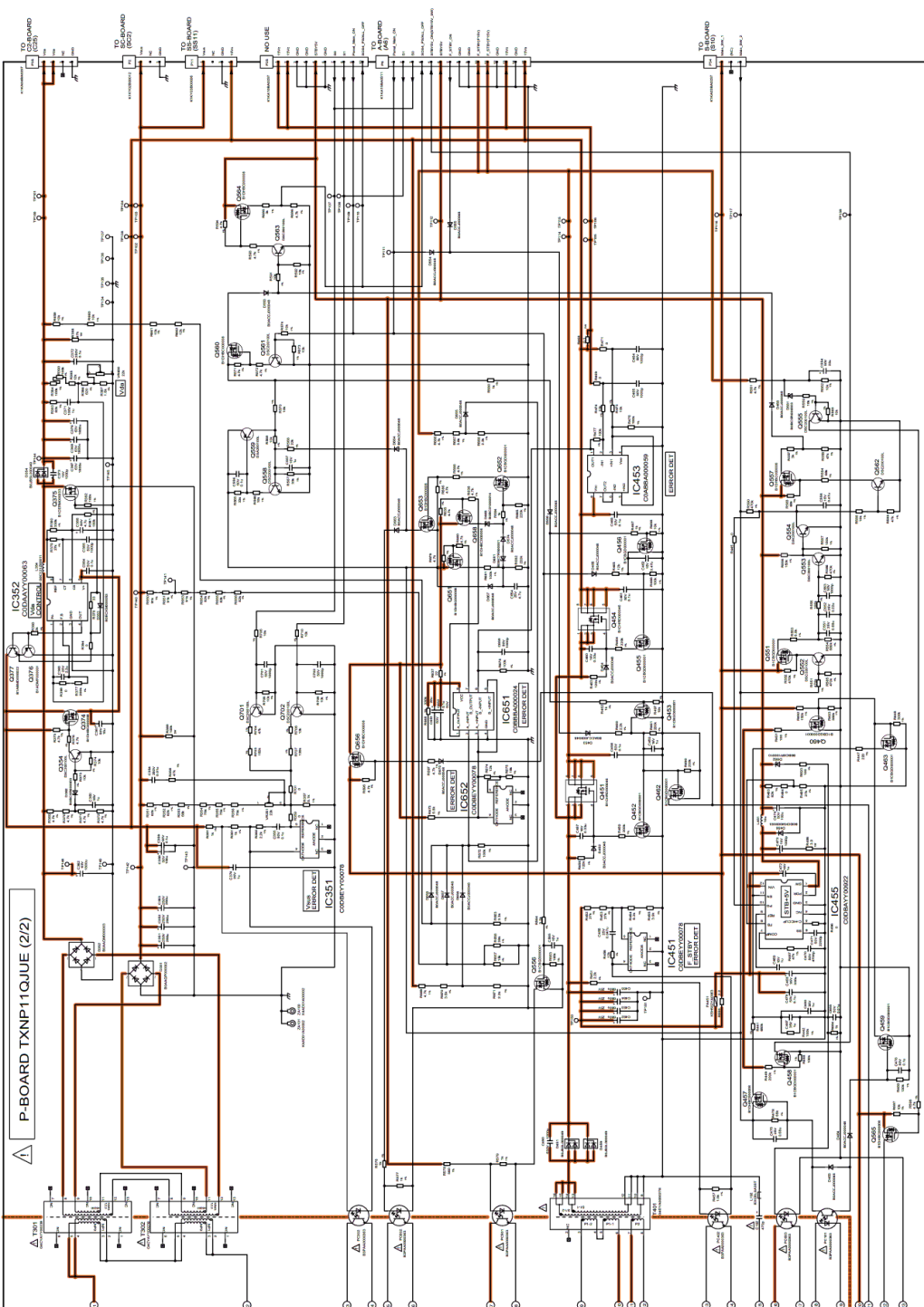
Type	Allowance
C : Carbon	F : $\pm 1\%$
F : Fuse	G : $\pm 2\%$
M : Metal Oxide	J : $\pm 5\%$
Metal Film	K : $\pm 10\%$
S : Solid	M : $\pm 20\%$
W : Wire Wound	

Type	Allowance
C : Ceramic	C : $\pm 0.25\text{pF}$
E : Electrolytic	D : $\pm 0.5\text{pF}$
P : Polyester	F : $\pm 1\text{pF}$
Polyprop	G : $\pm 3\text{pF}$
ylene	J : $\pm 5\text{pF}$
T : Tantalum	K : $\pm 10\text{pF}$
	L : $\pm 15\text{pF}$
	M : $\pm 20\text{pF}$
	P : +100%, -0%
	Z : +80%, -20%

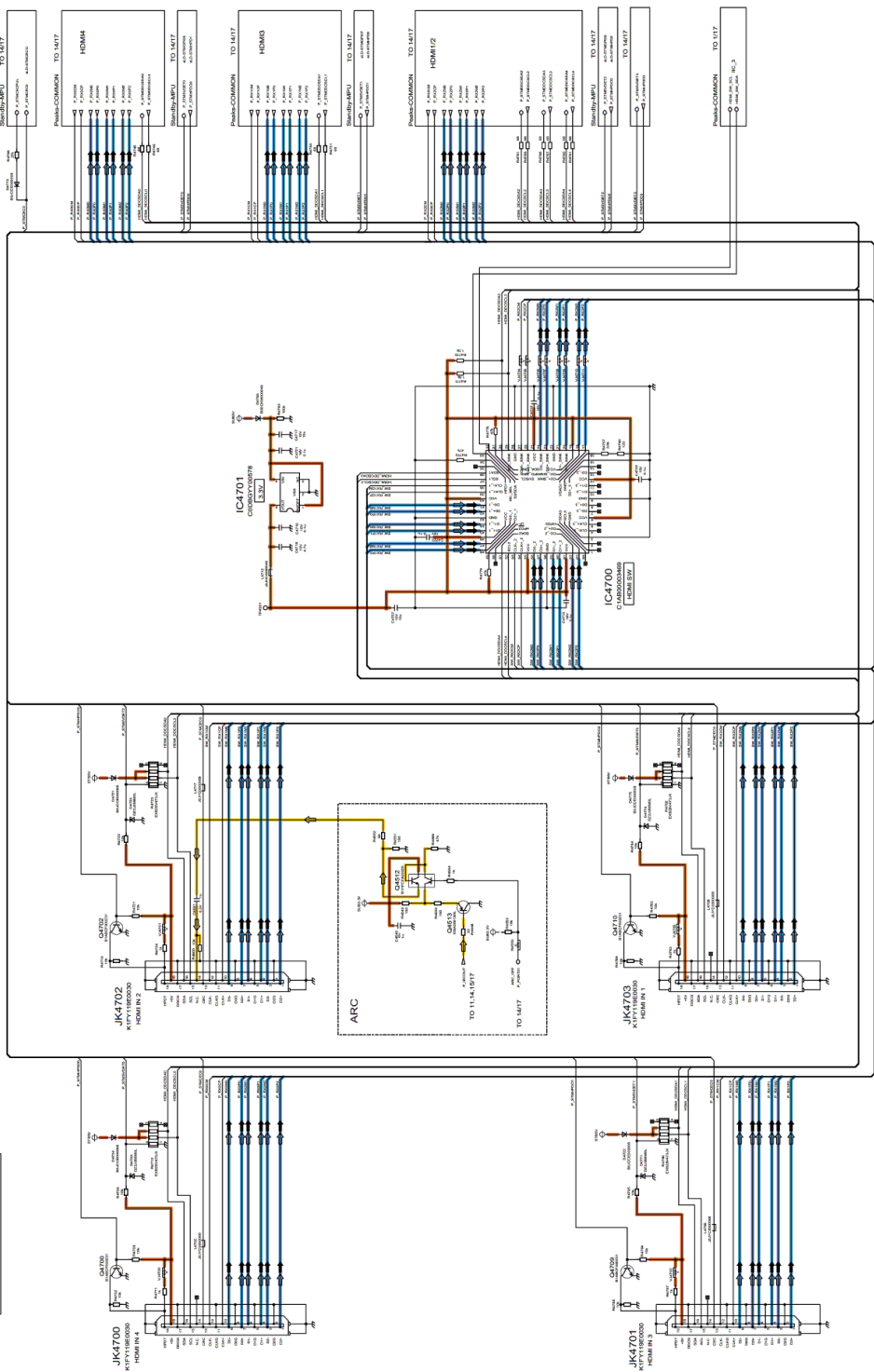
Model No. : TX-P46GT30E/J P-Board (1/2) and P2-Board

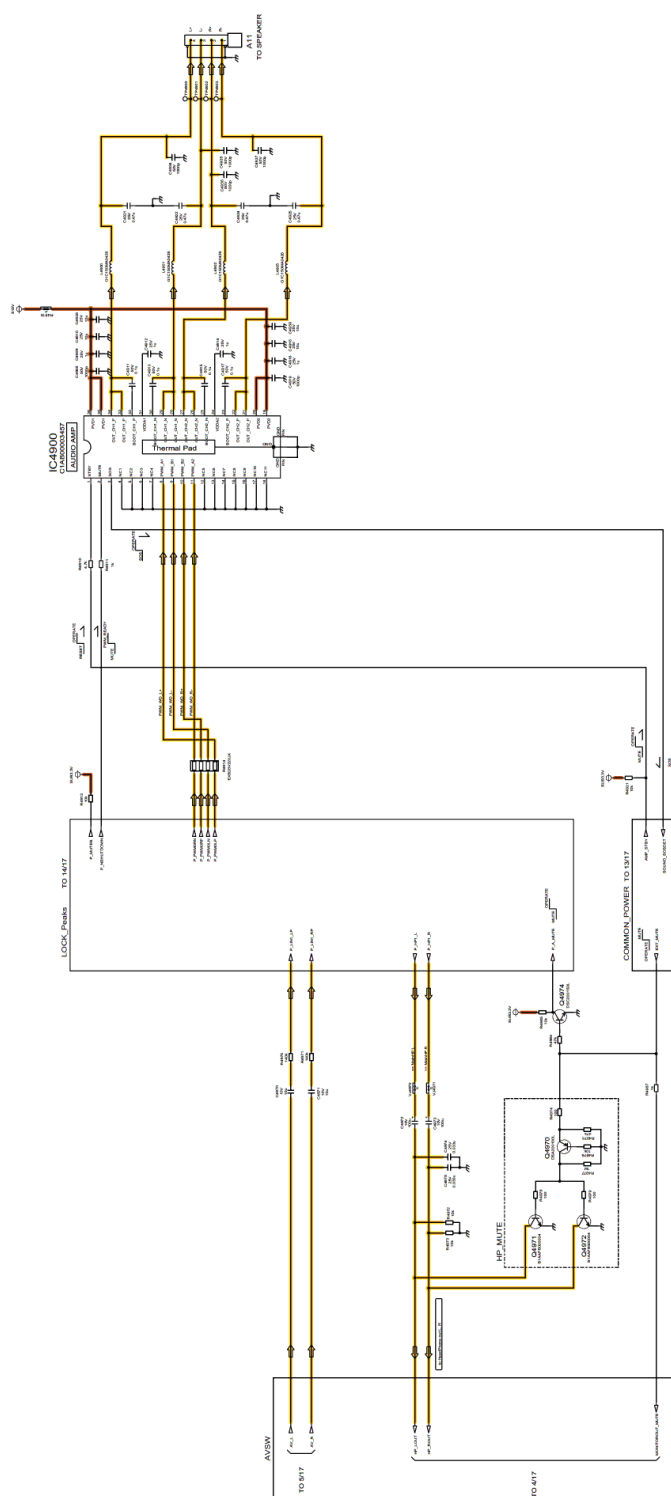


Model No. : TX-P46GT30E/J P-Board (2/2)



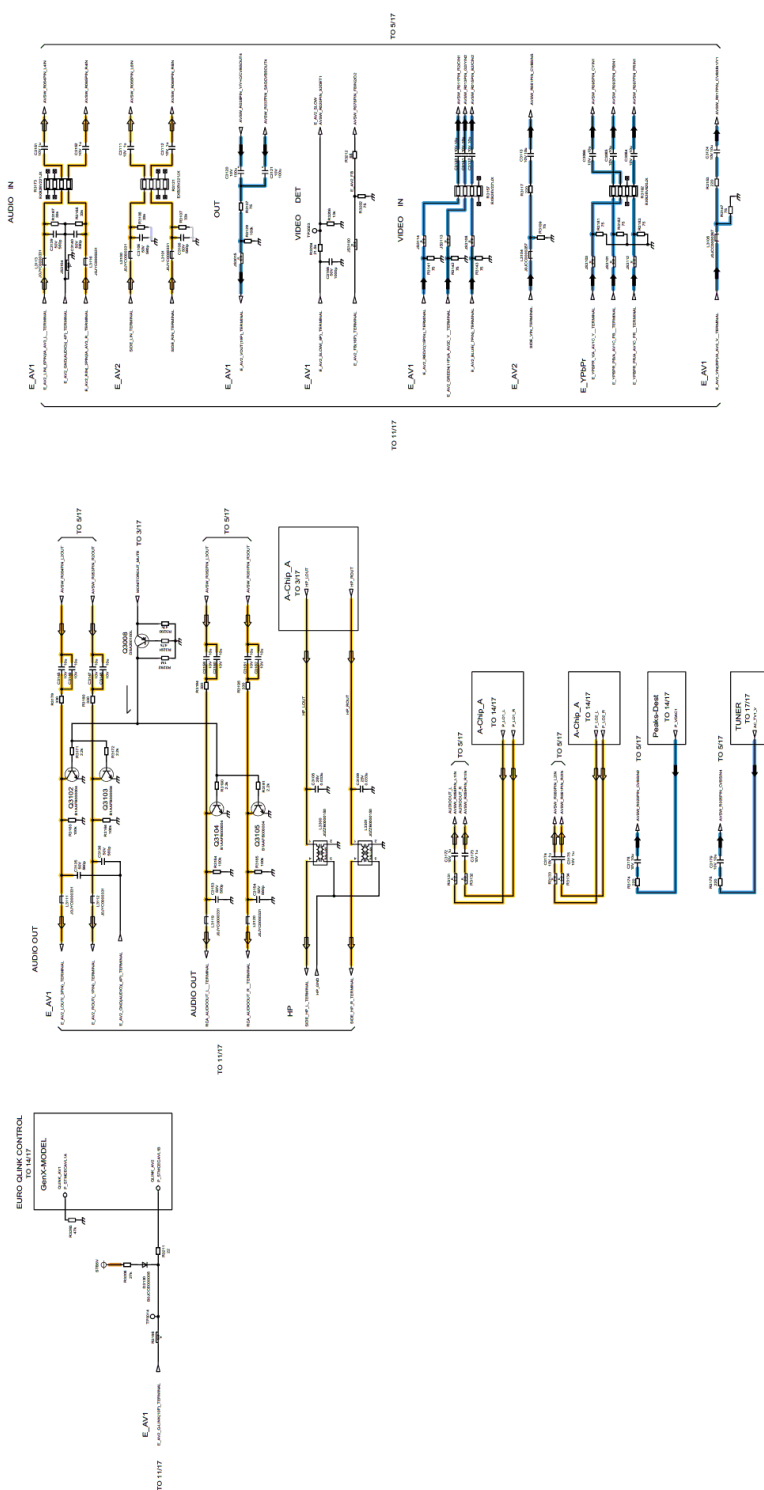
A-BOARD (2/17) HDMI INPUT

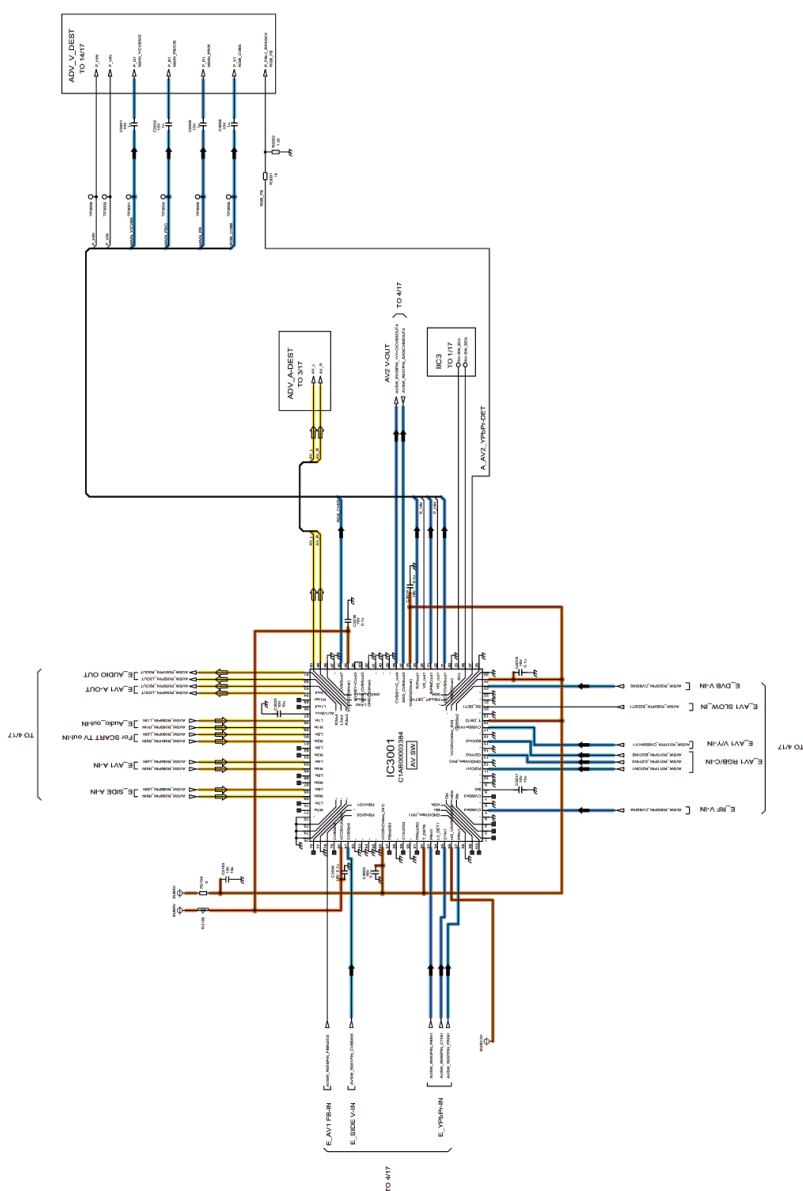




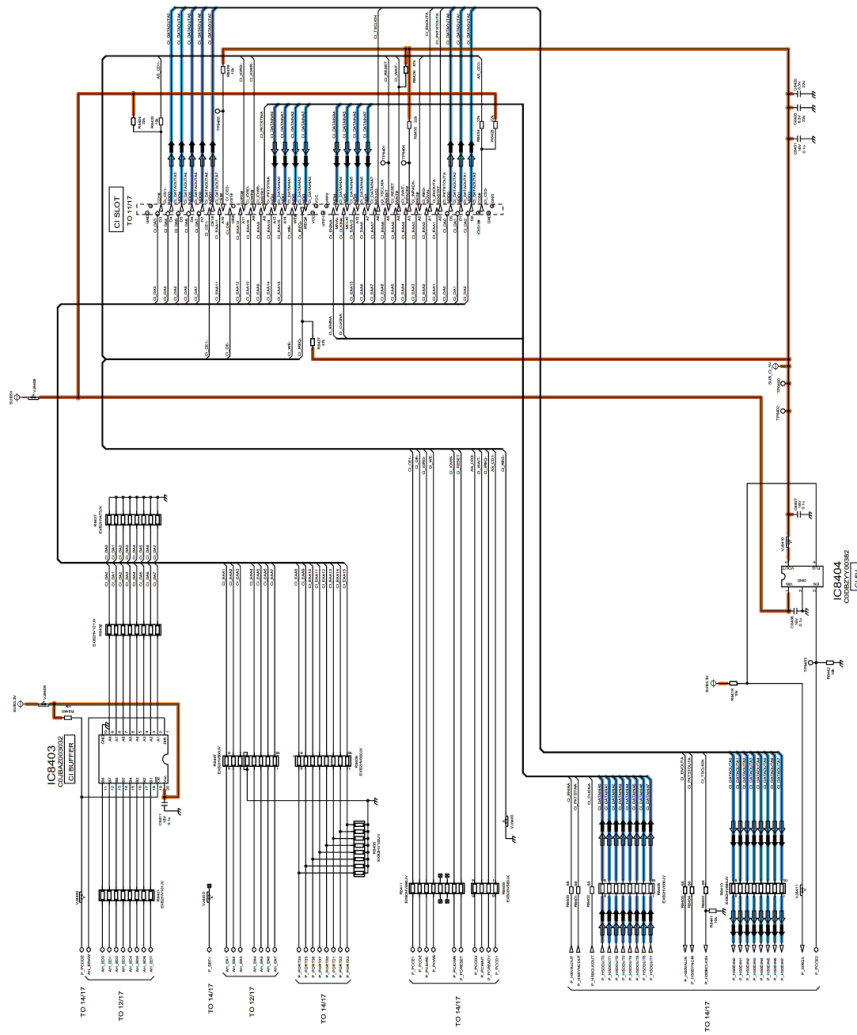
A-BOARD (4/17)

AVSW-CONNECTION





△ A-BOARD (6/17) CI SLOT



54

53

52

51

50

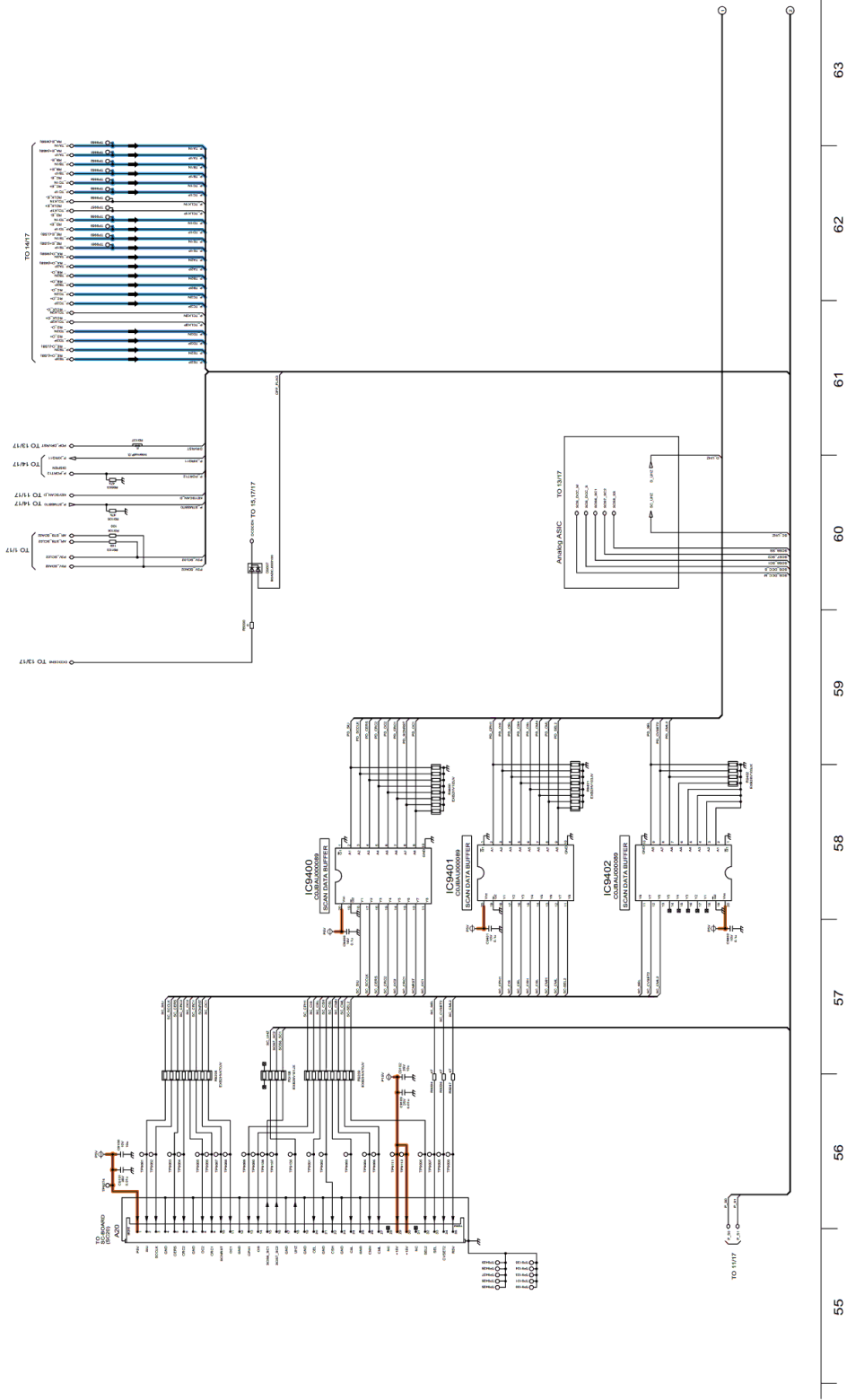
49

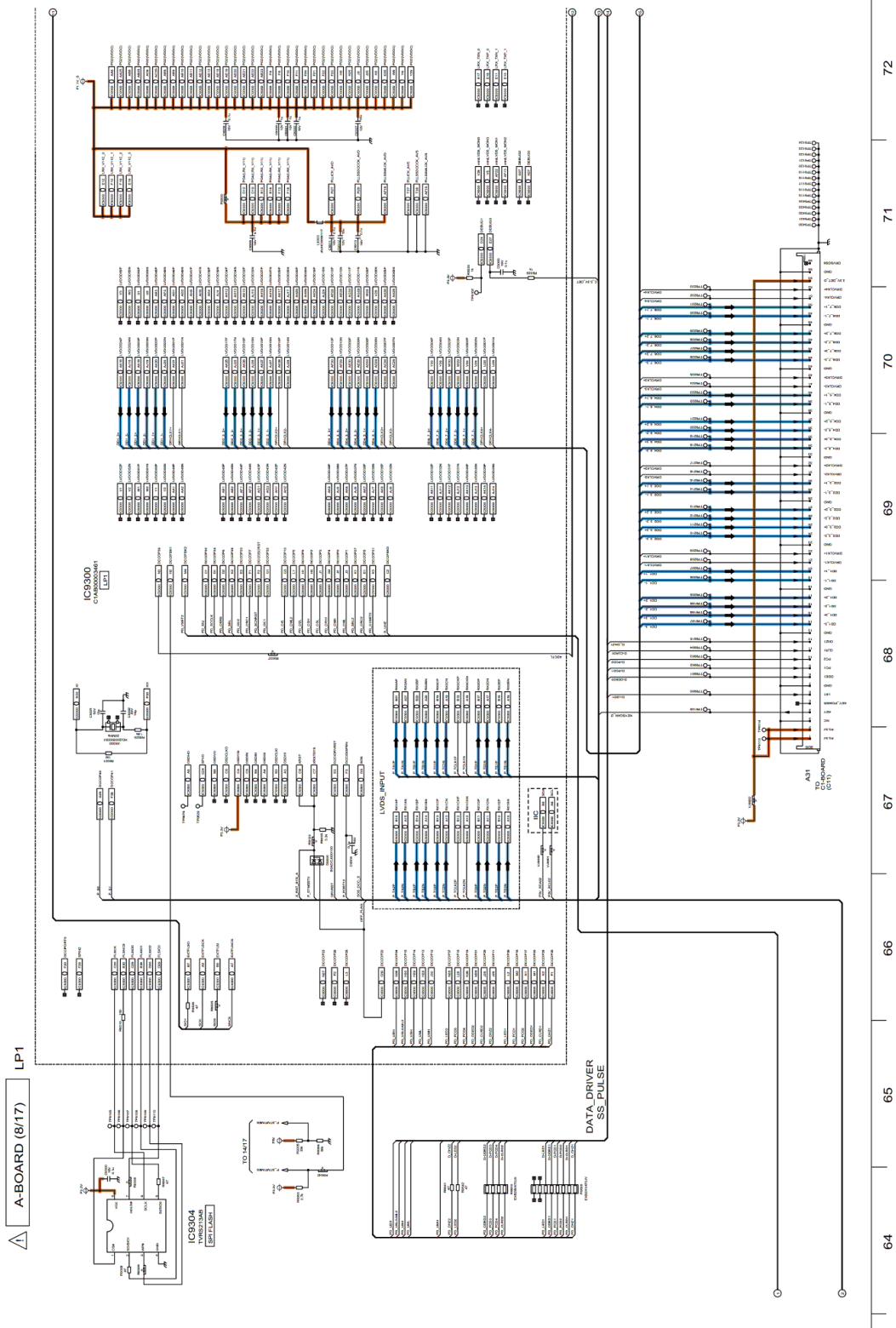
48

47

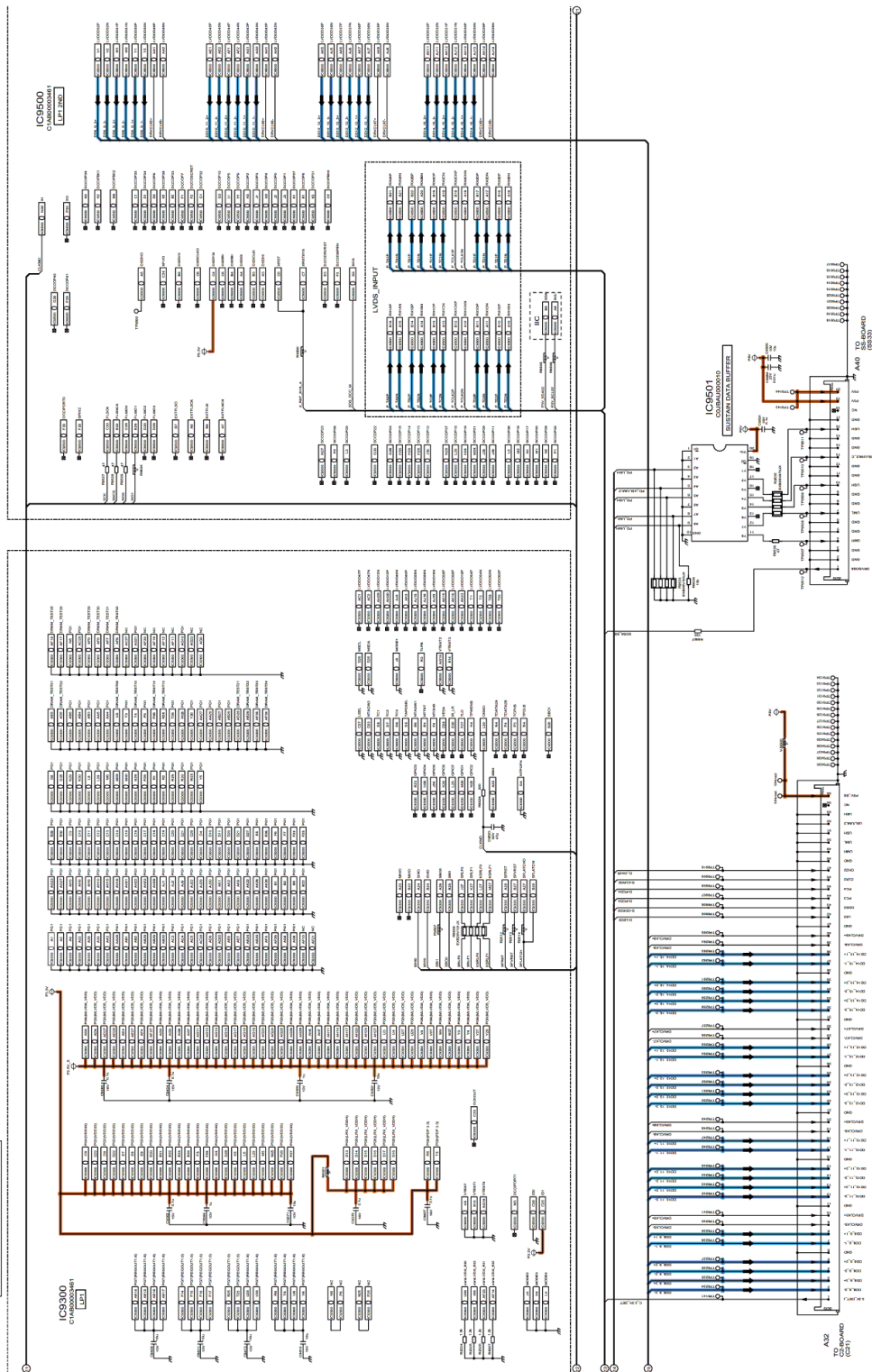
46

A-BOARD (7/17) LP1





△ A-BOARD (9/17) LP1



81

80

79

78

77

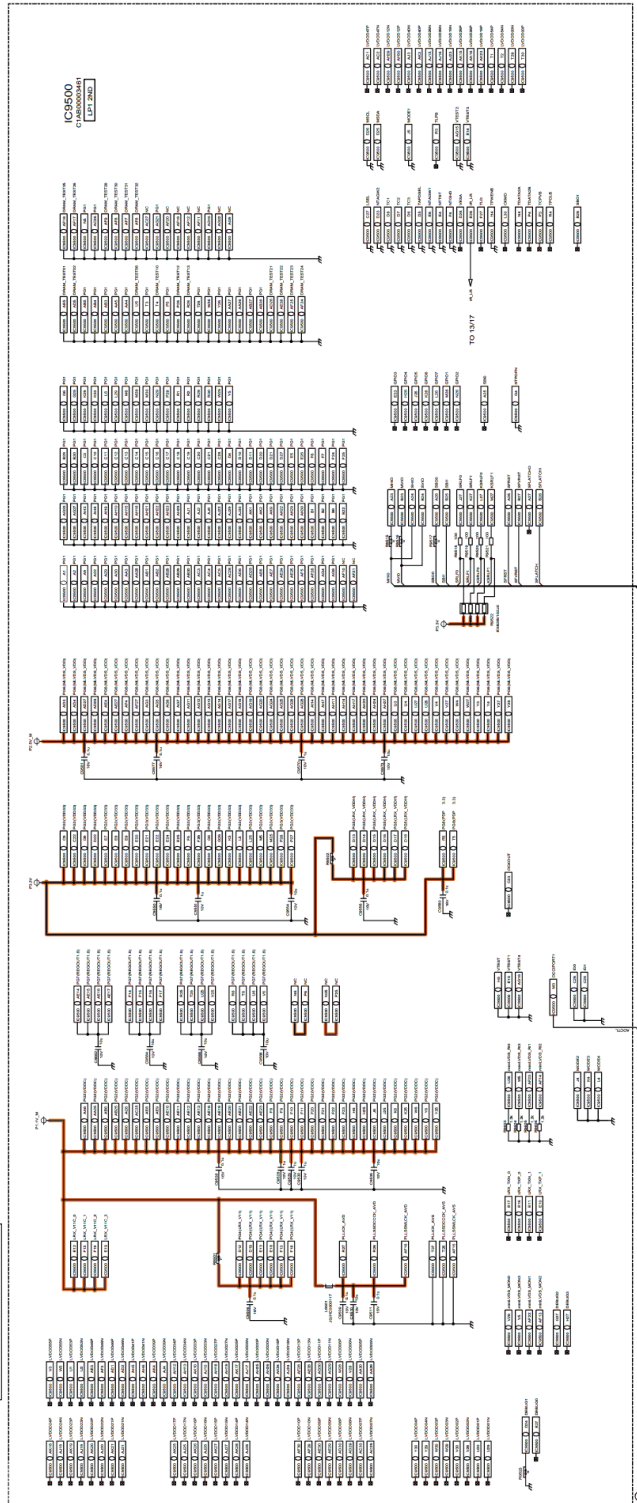
76

75

74

73

A-BOARD (10/17) LP1



90

89

88

87

86

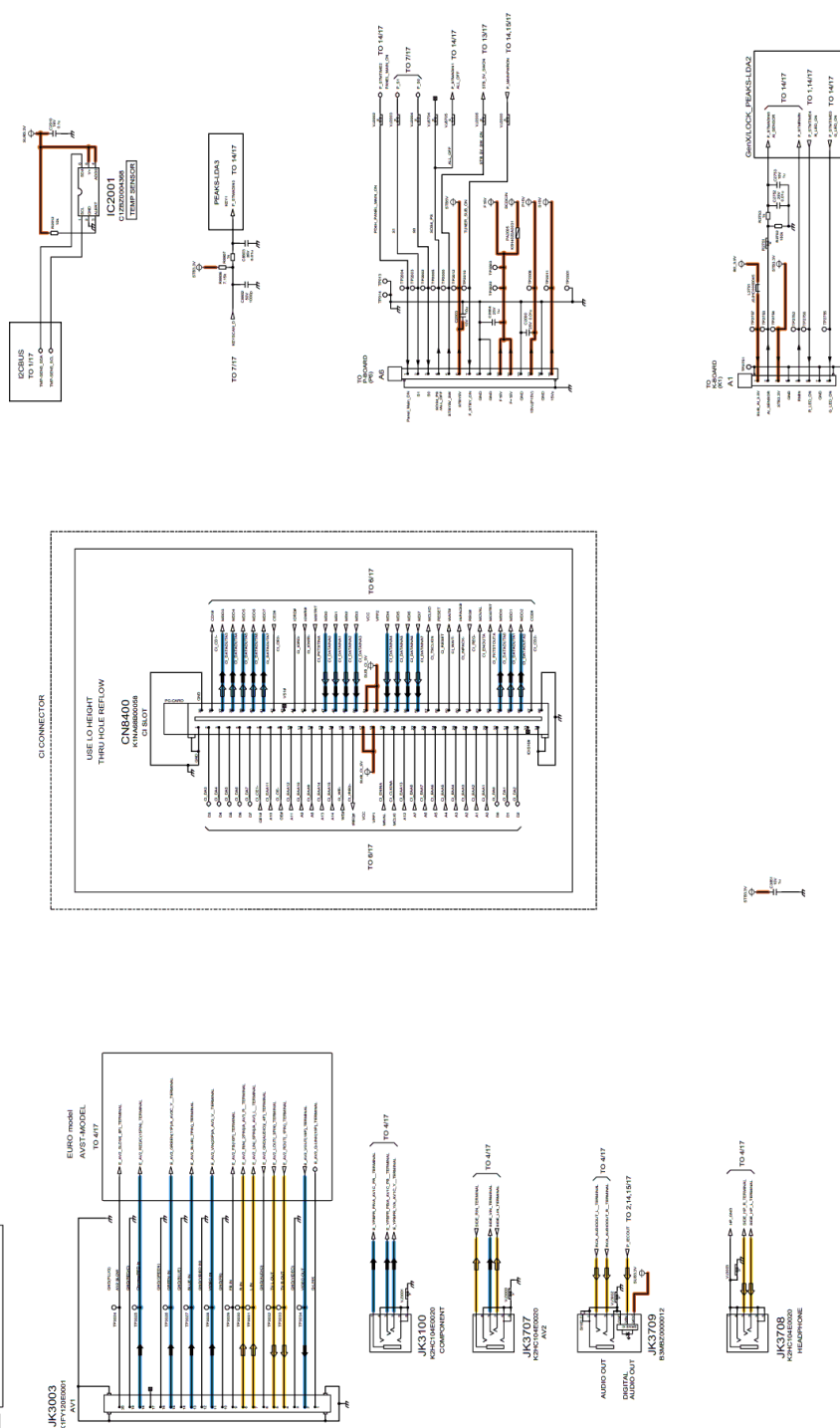
85

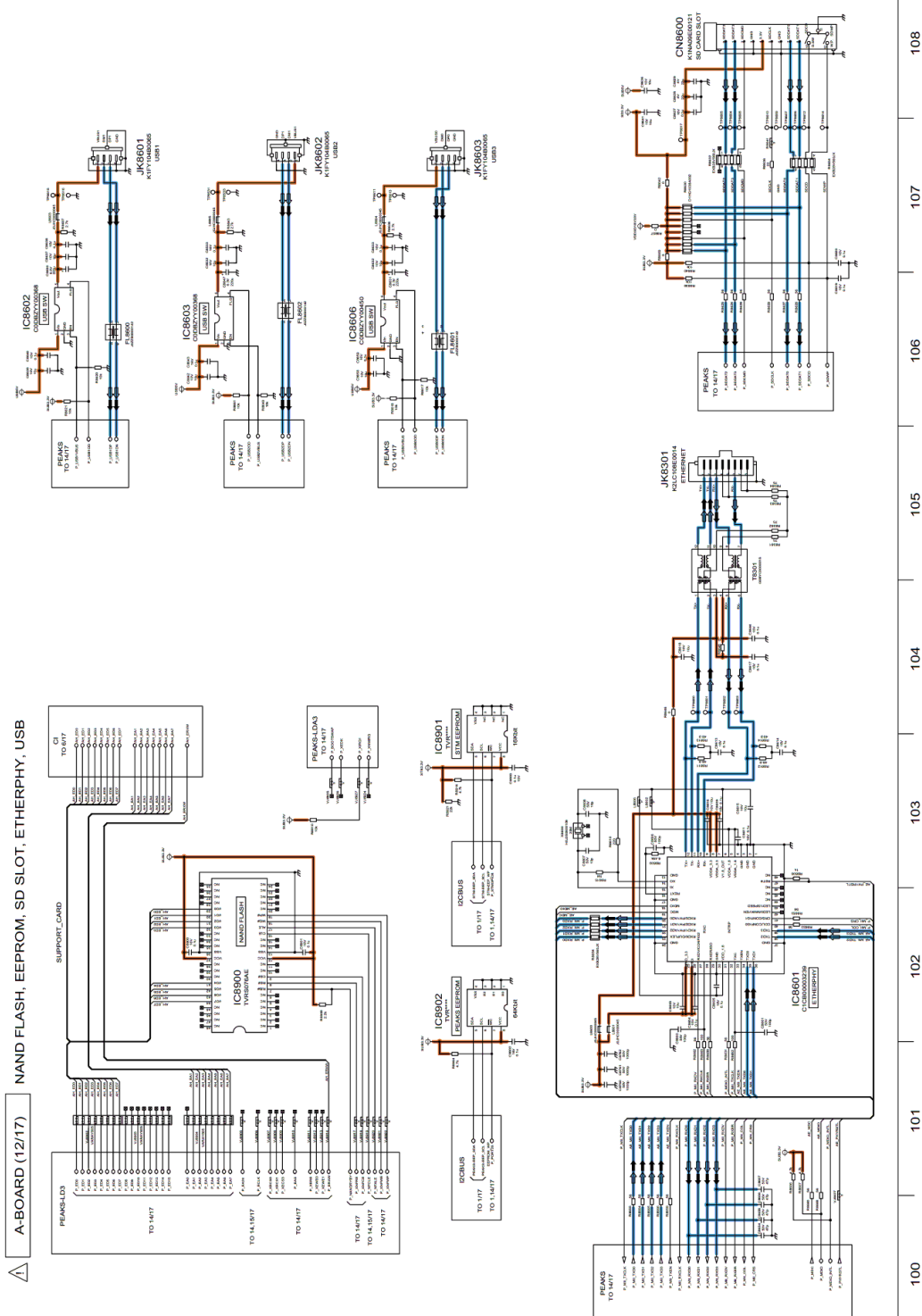
84

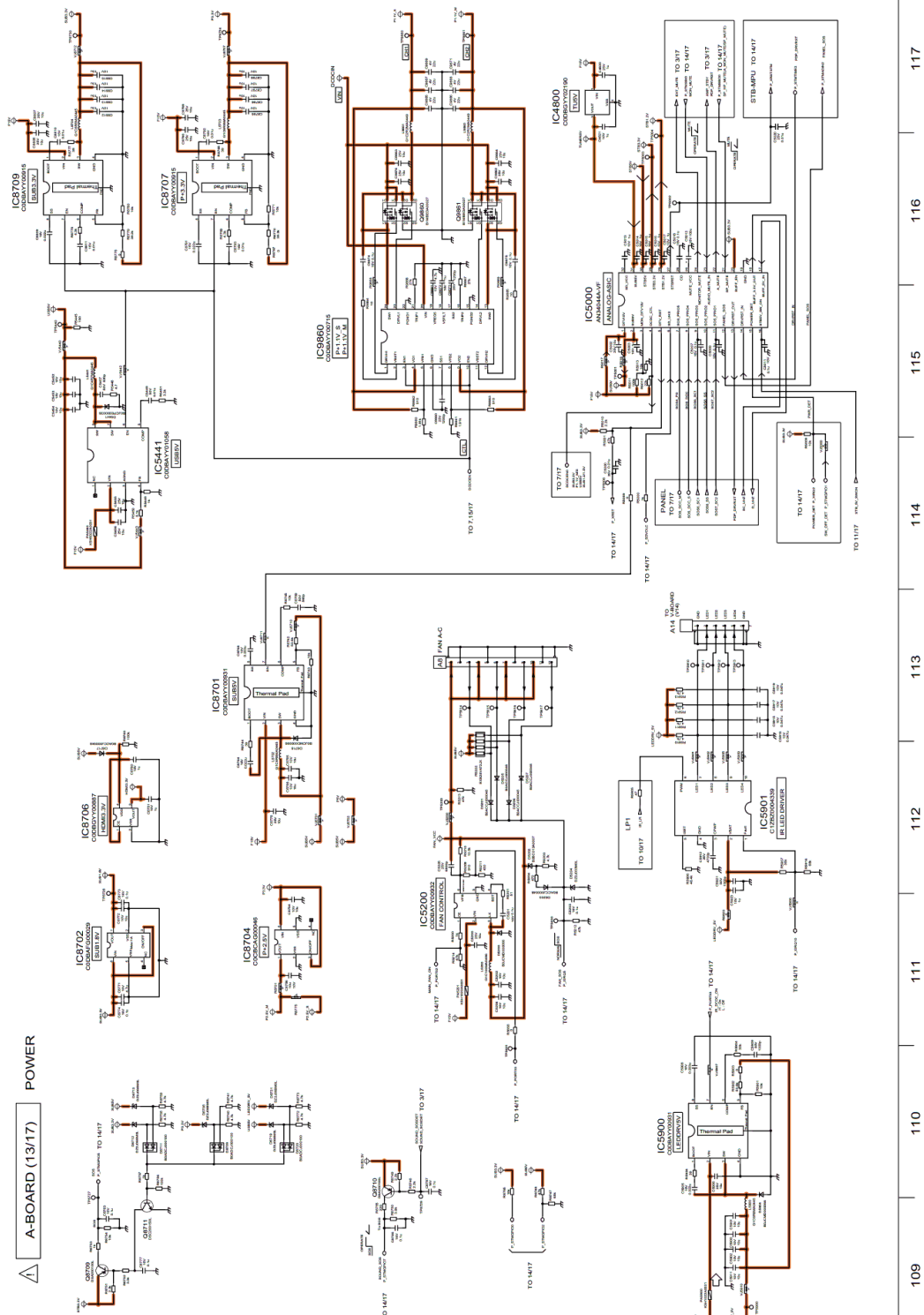
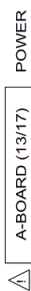
83

82

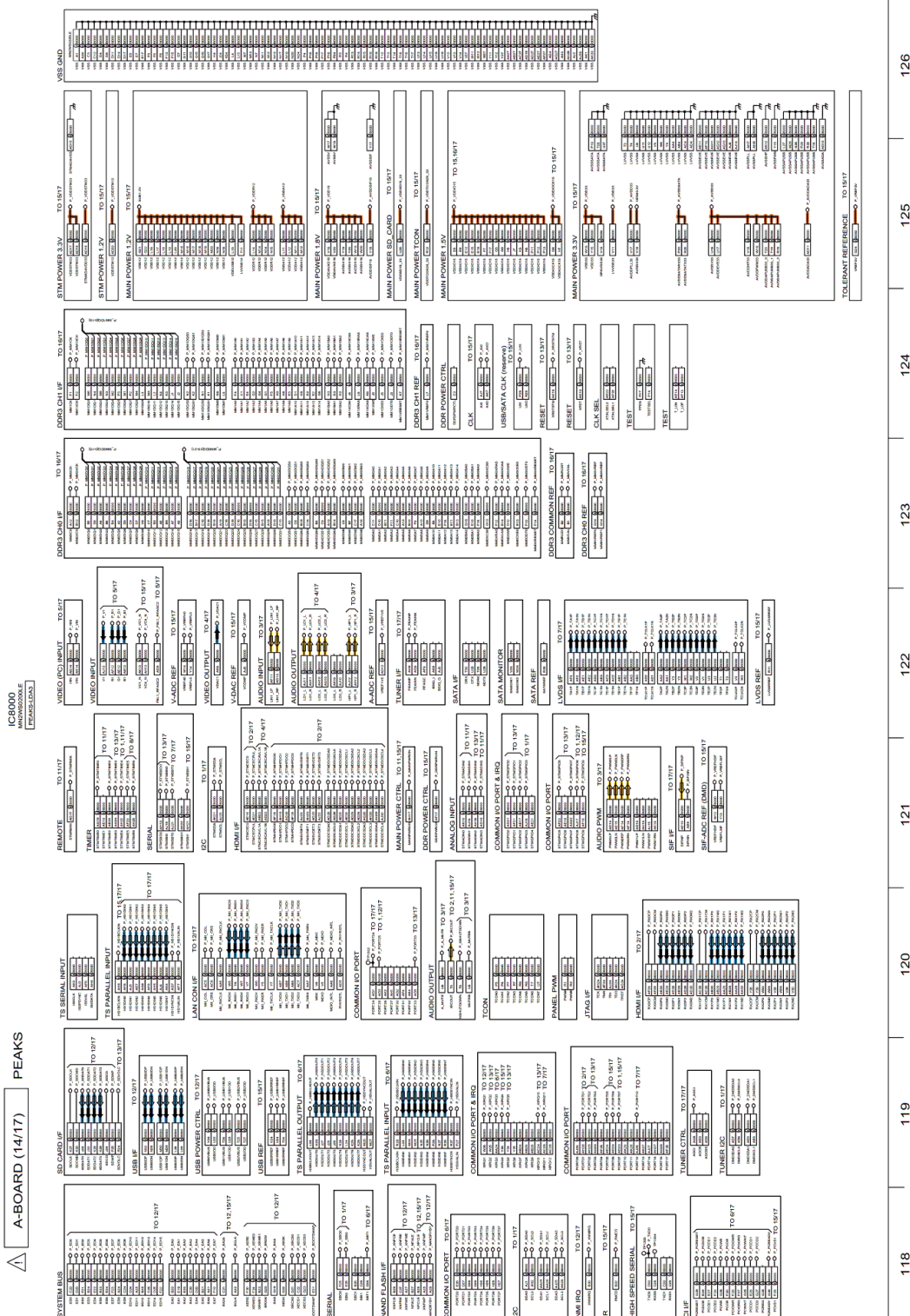
A-BOARD (11/17) TERMINAL, CISLOT, CONNECTOR



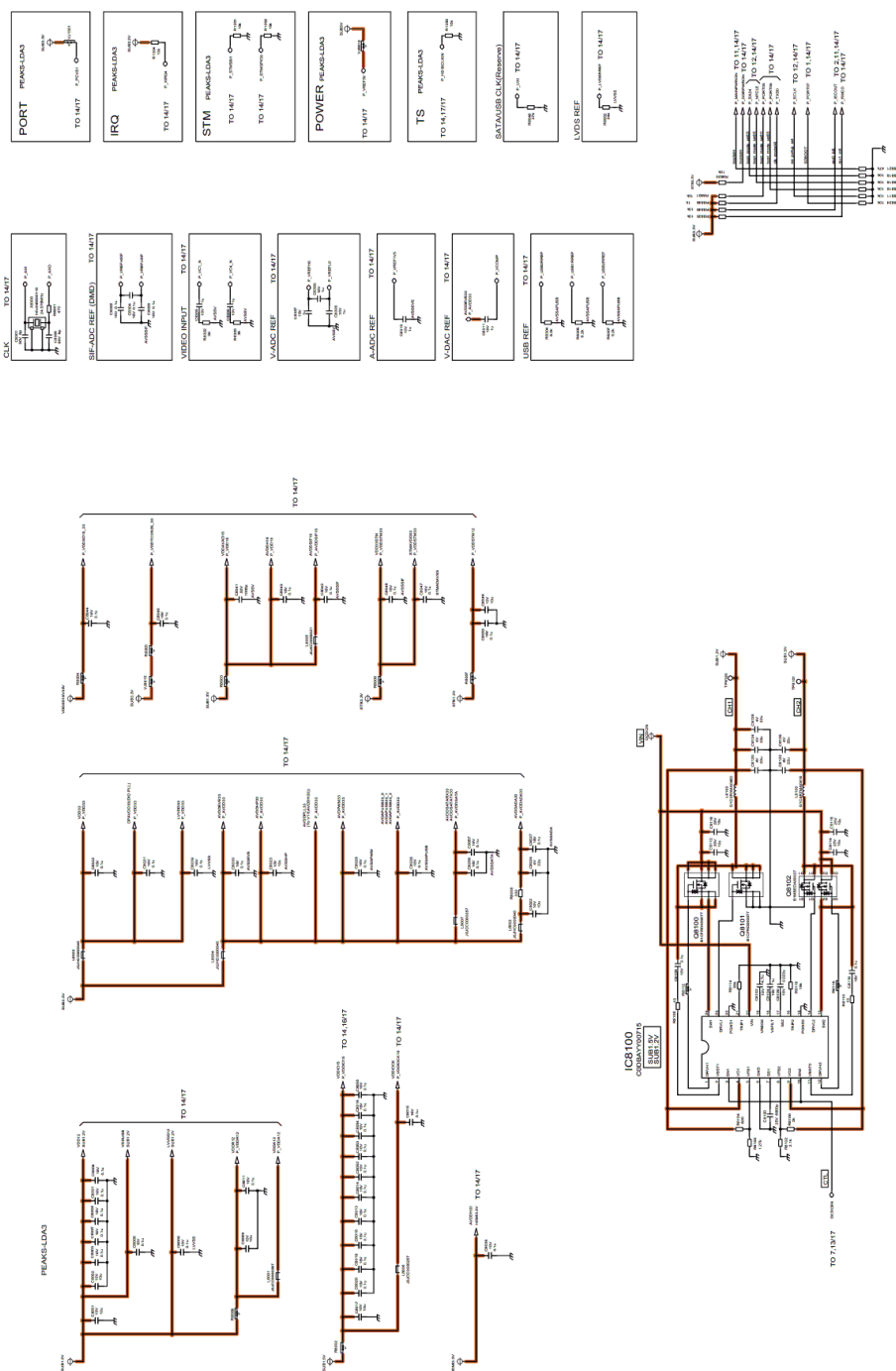


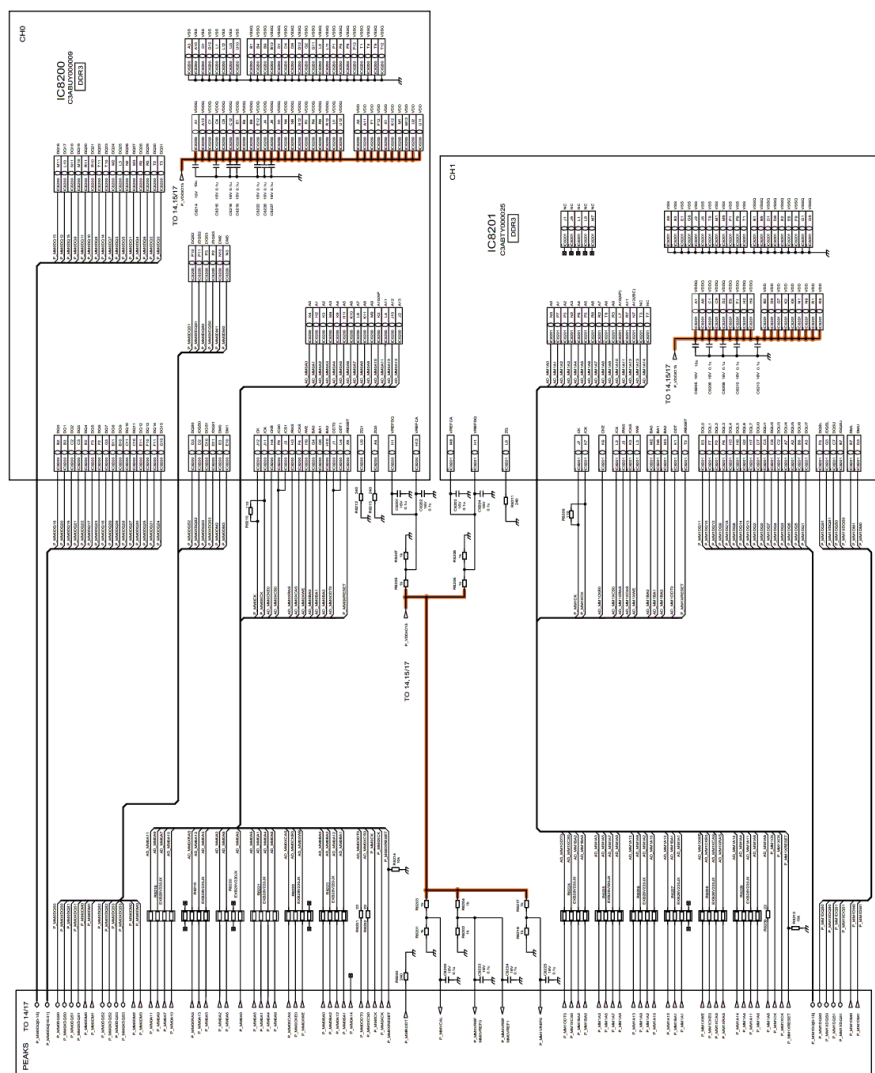


Model No. : TX-P46GT30E/J A-Board (14/17)

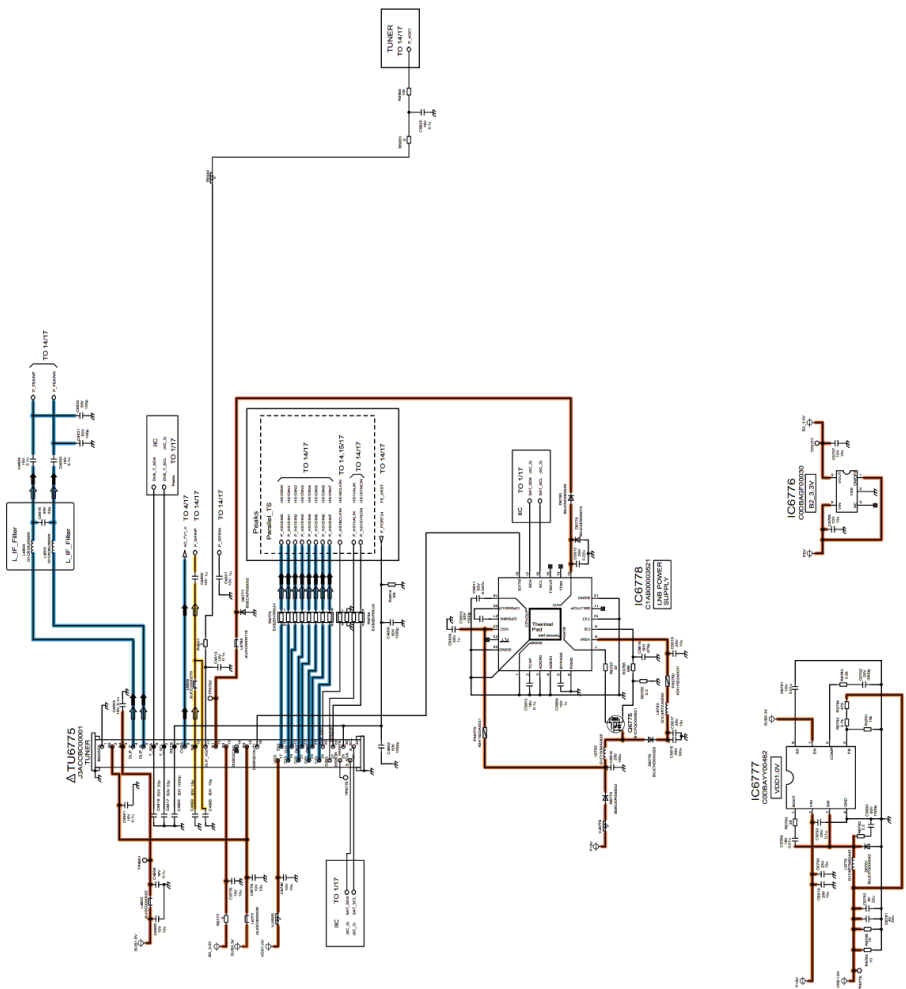


A-BOARD (15/17)	PEAKS POWER, DCDC, OTHER

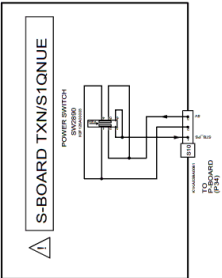
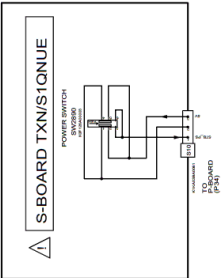
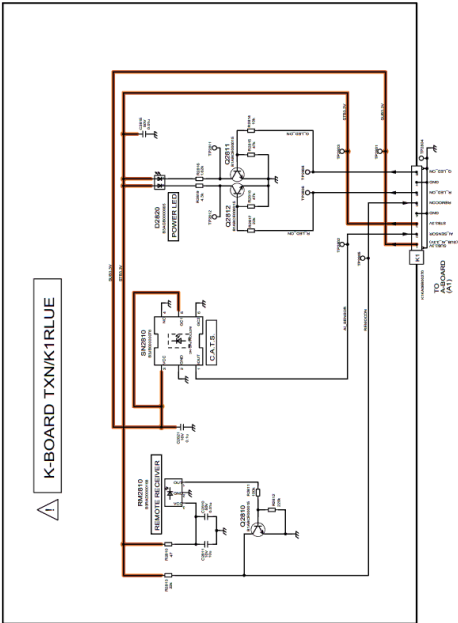


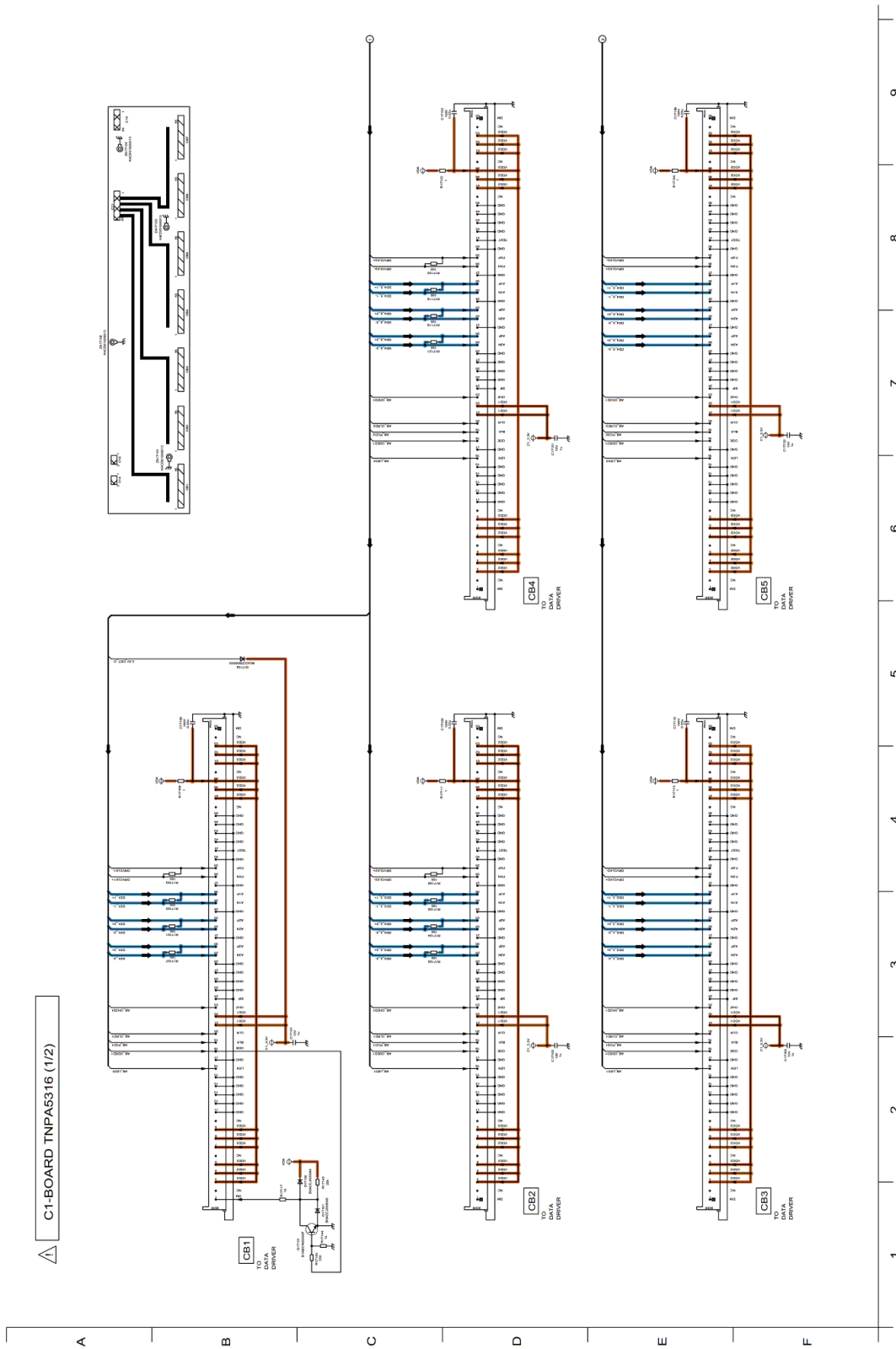


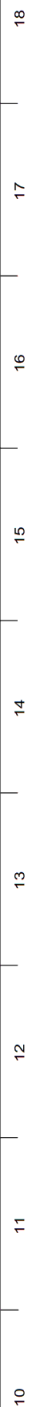
A-BOARD (17/17) TUNER

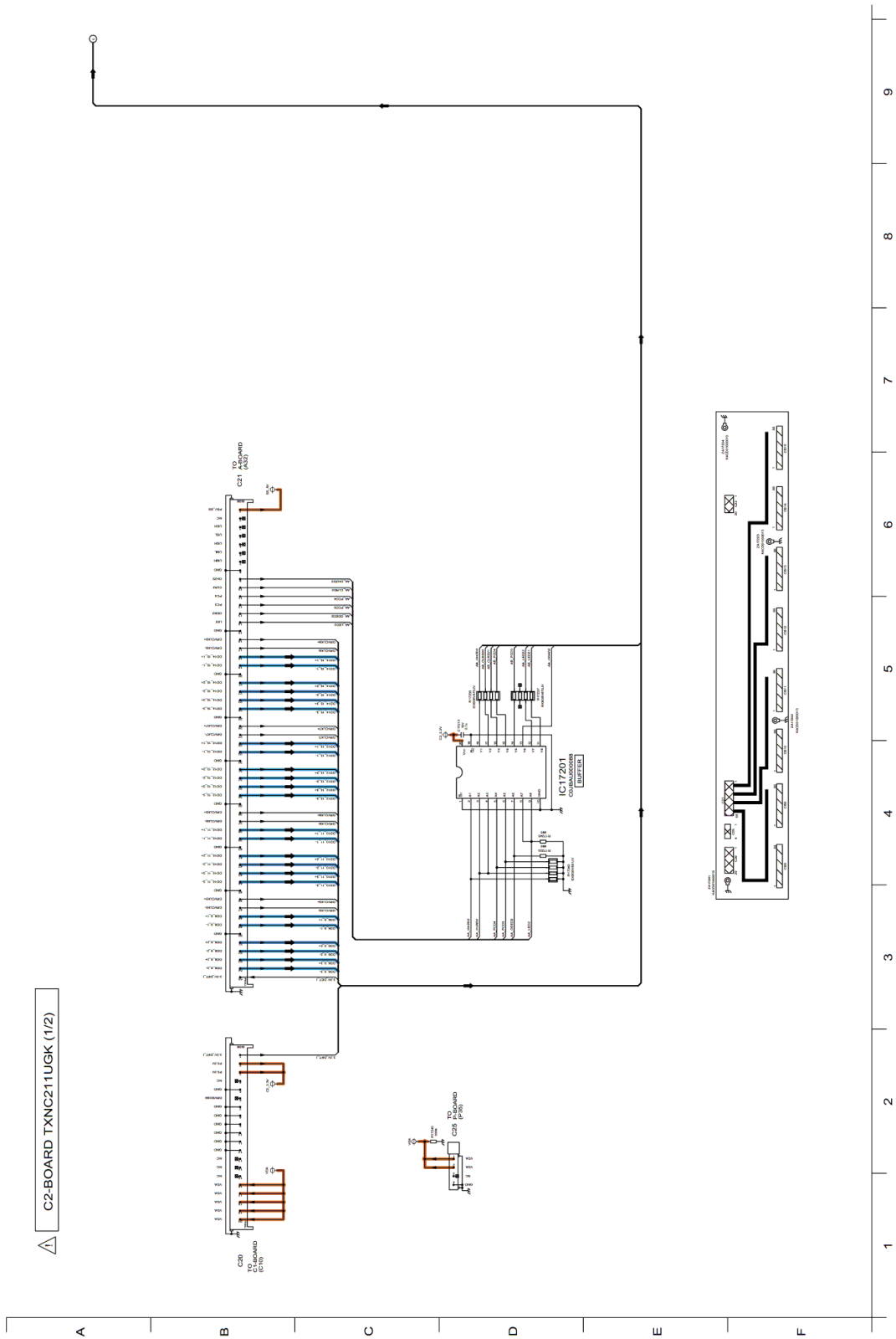


145 146 147 148 149 150 151 152 153

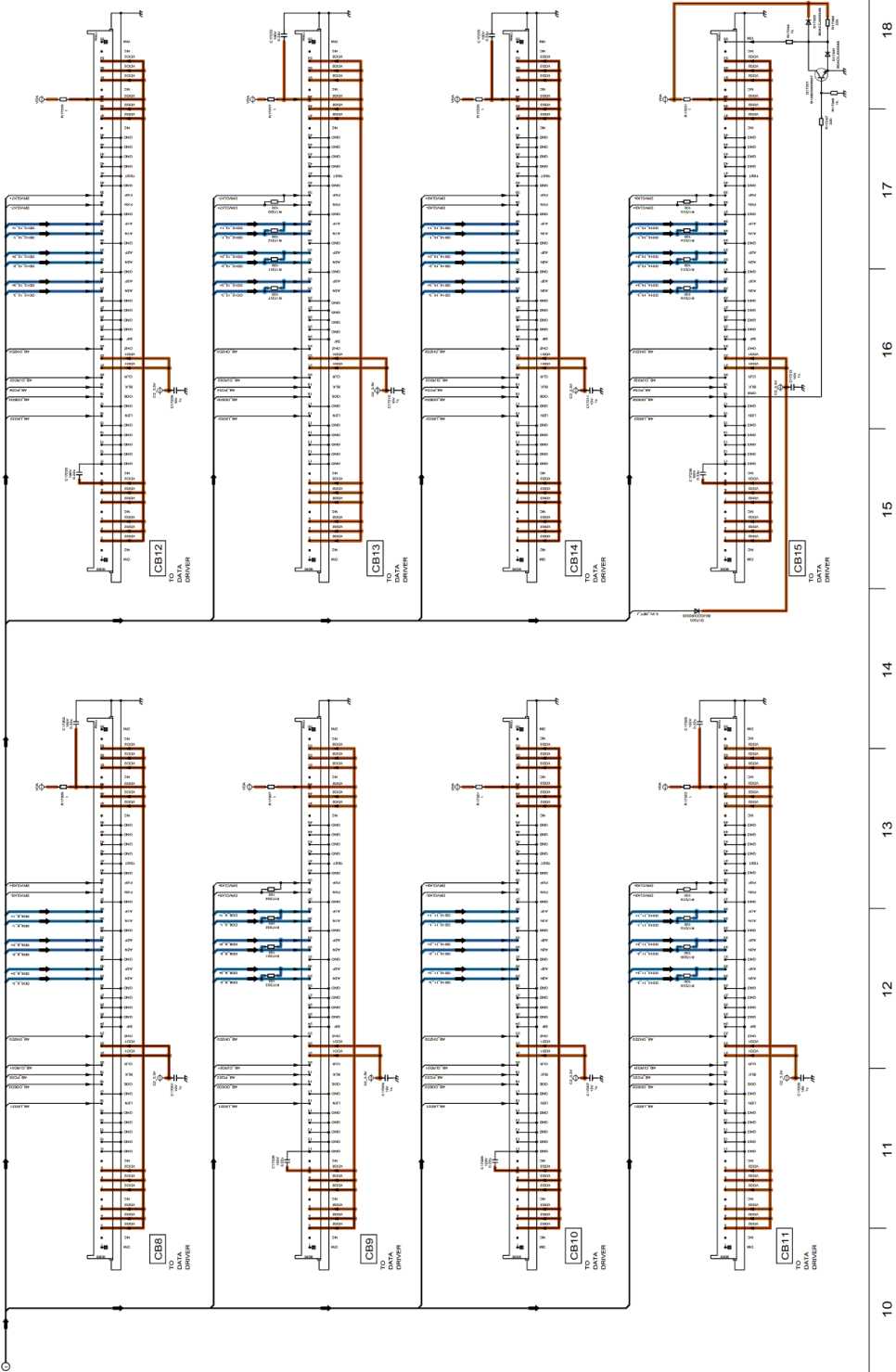




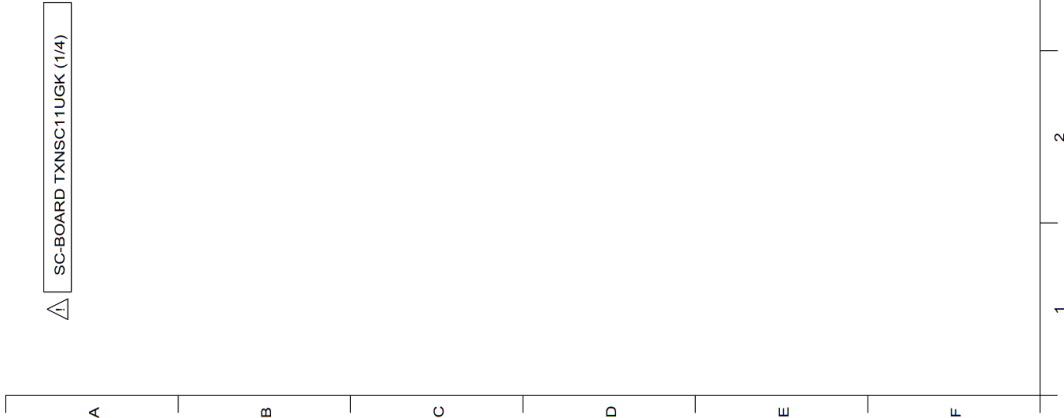


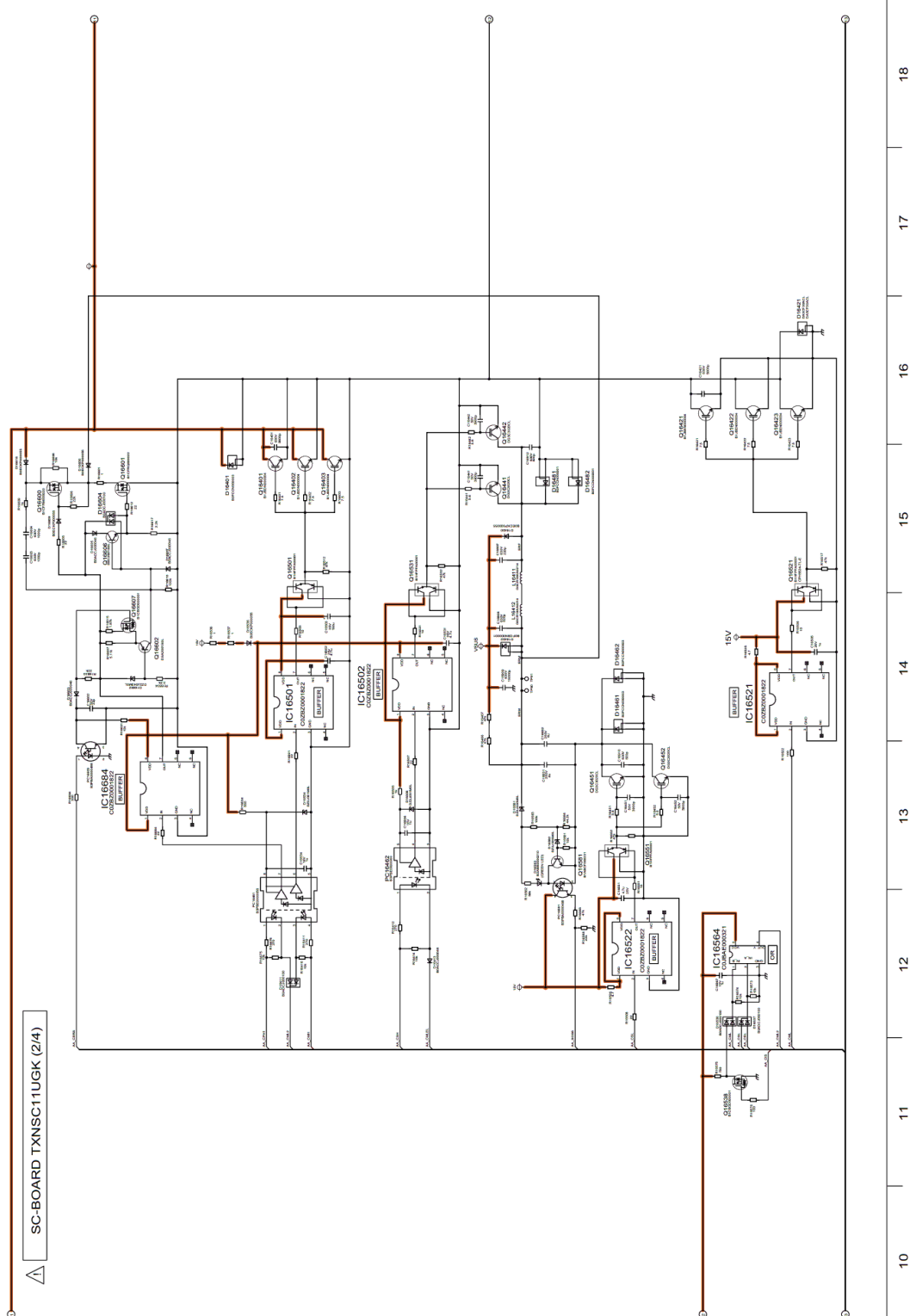


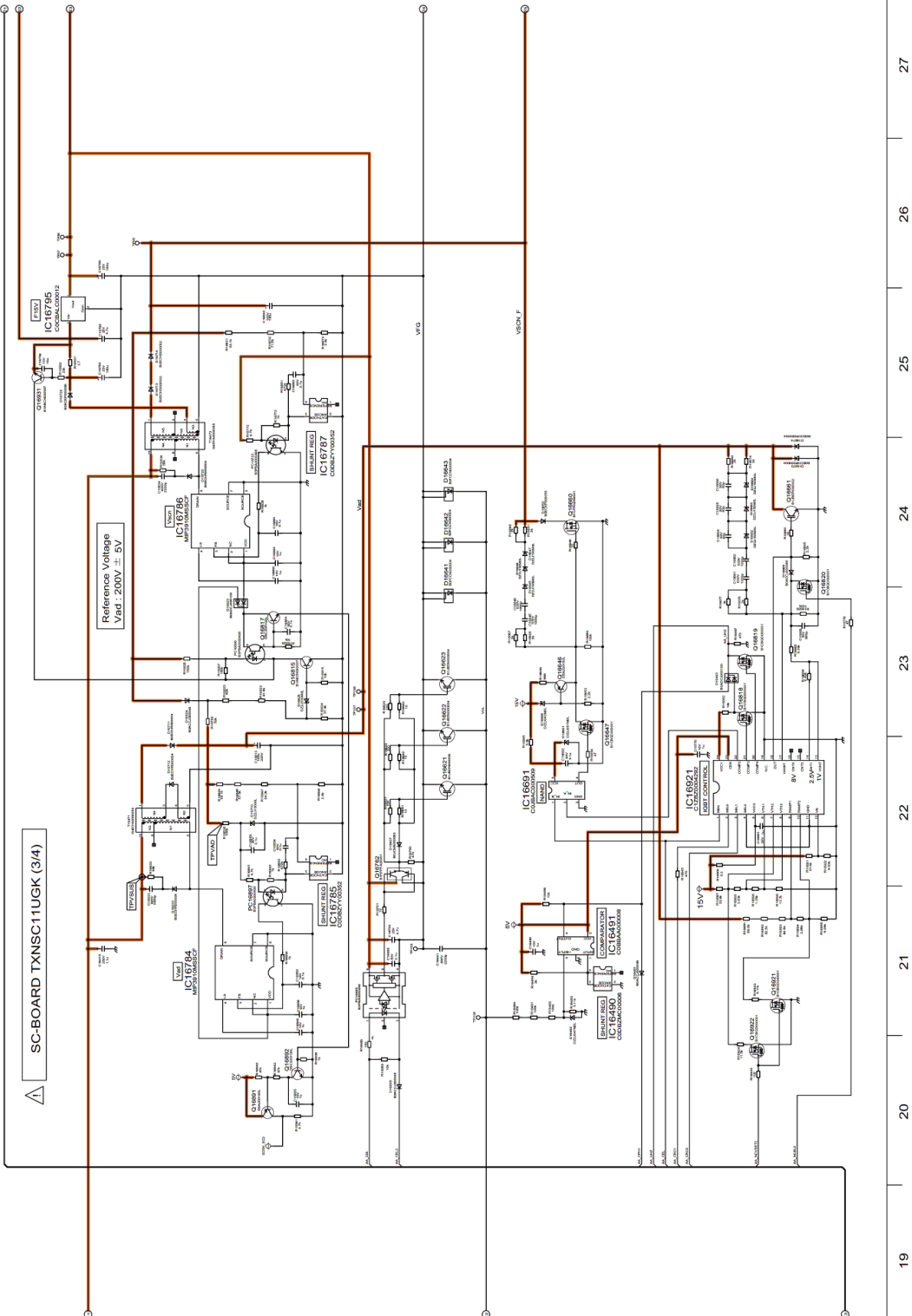
C2-BOARD TXNC211UGK (2/2)



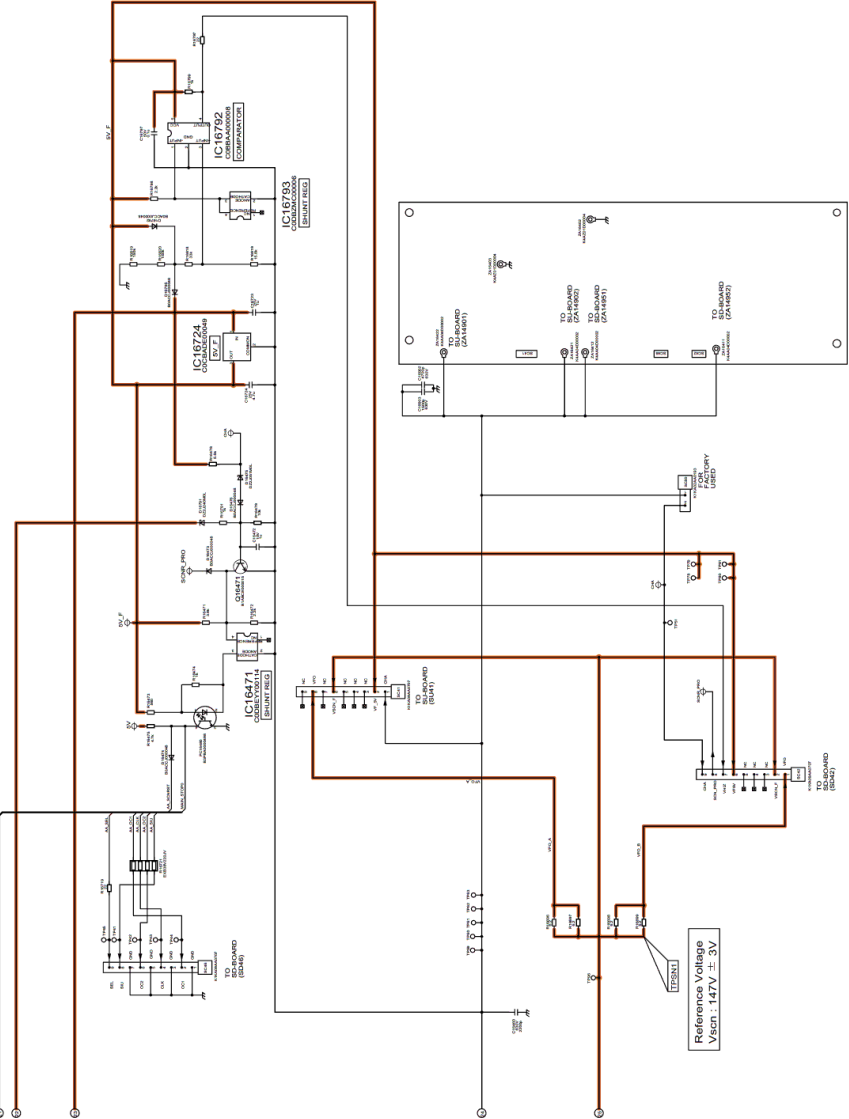
Model No. : TX-P46GT30E/J SC-Board (1/4)





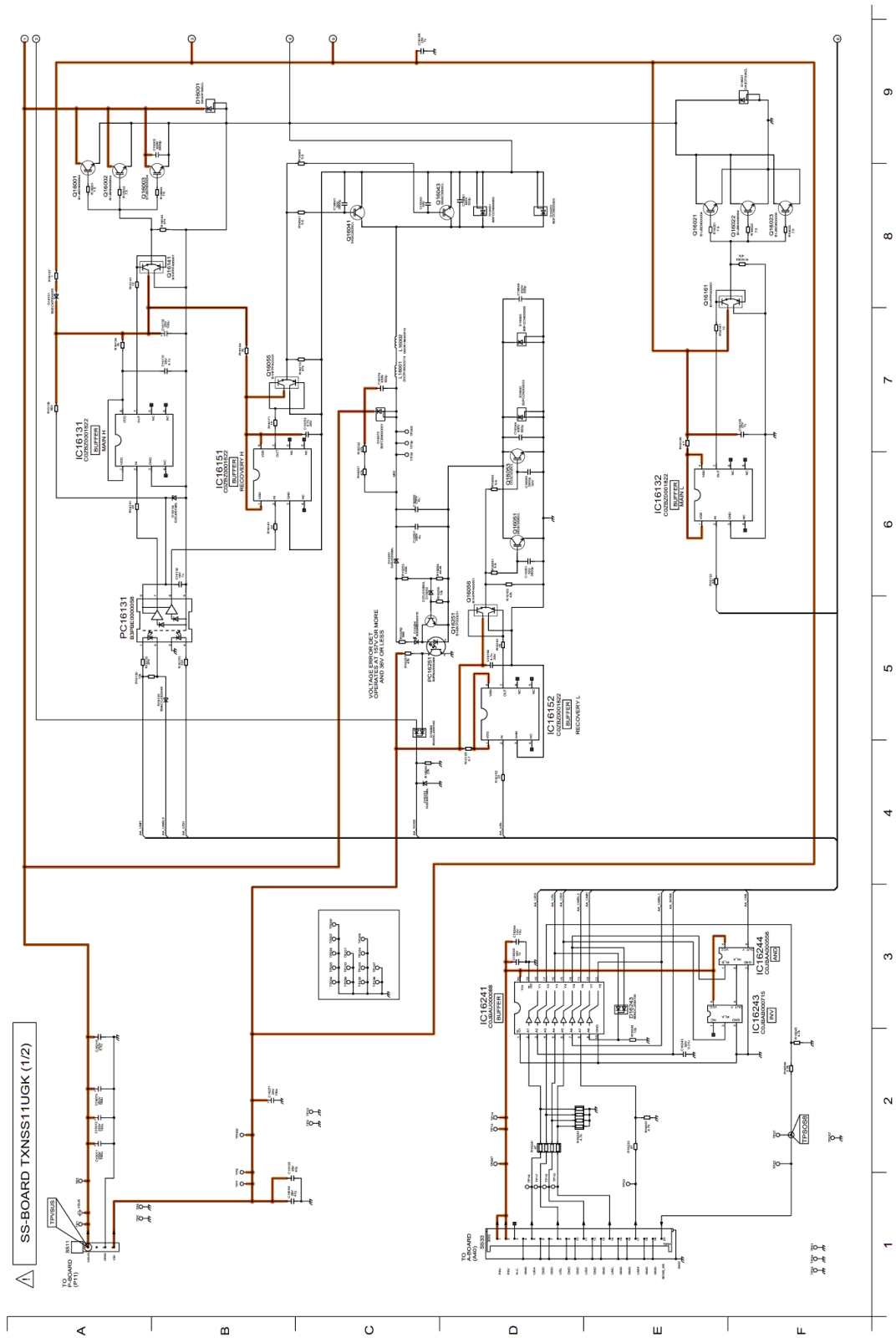


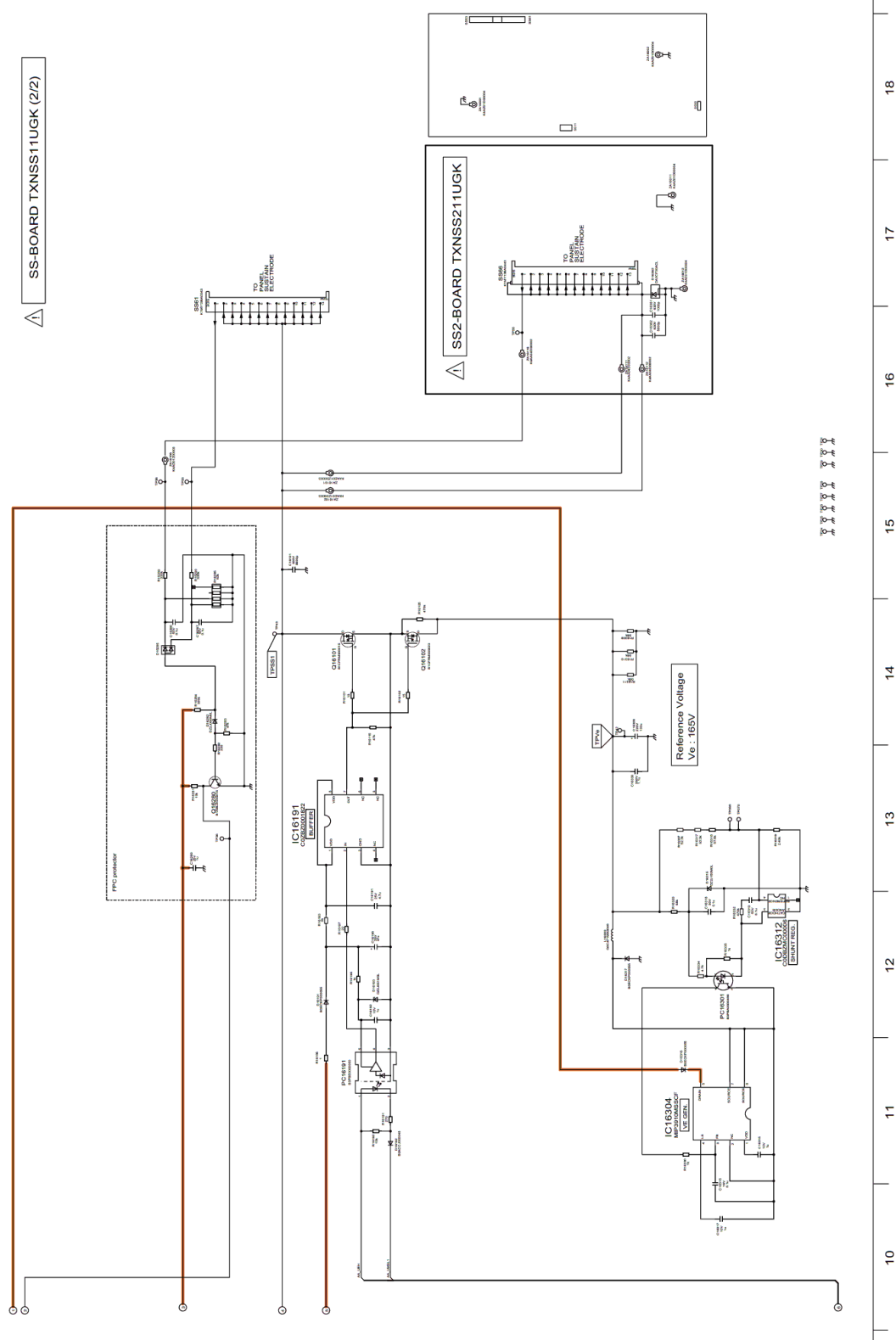
SC-BOARD TXNSC11UGK (4/4)

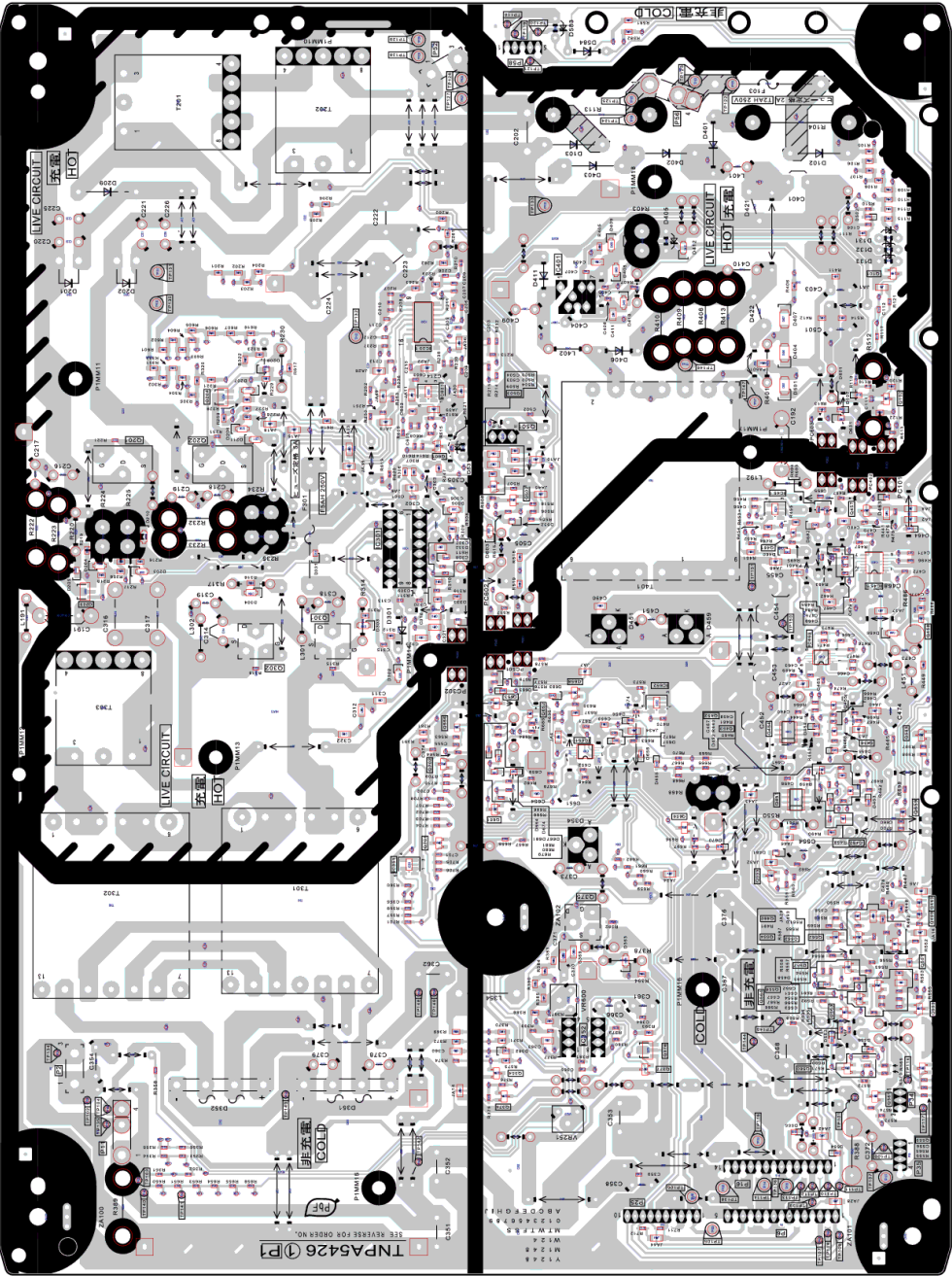


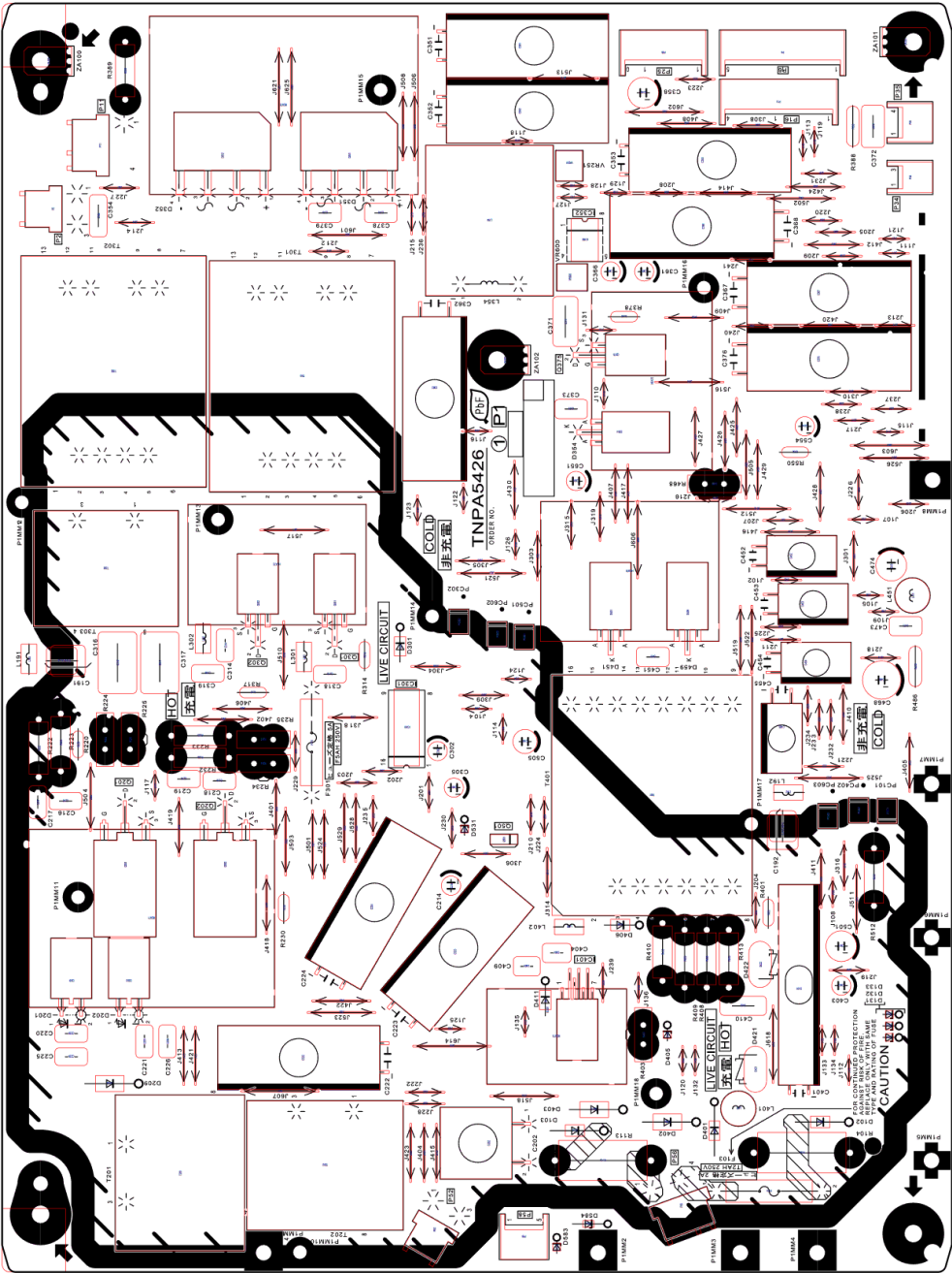
28 29 30 31 32 33 34 35 36

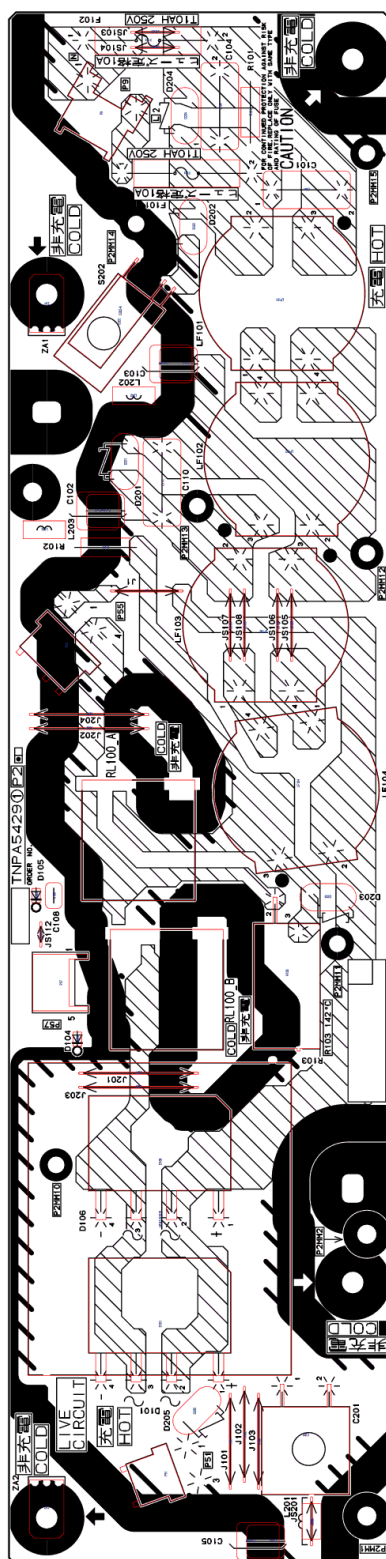
Model No. : TX-P46GT30E/J SS-Board (1/2)




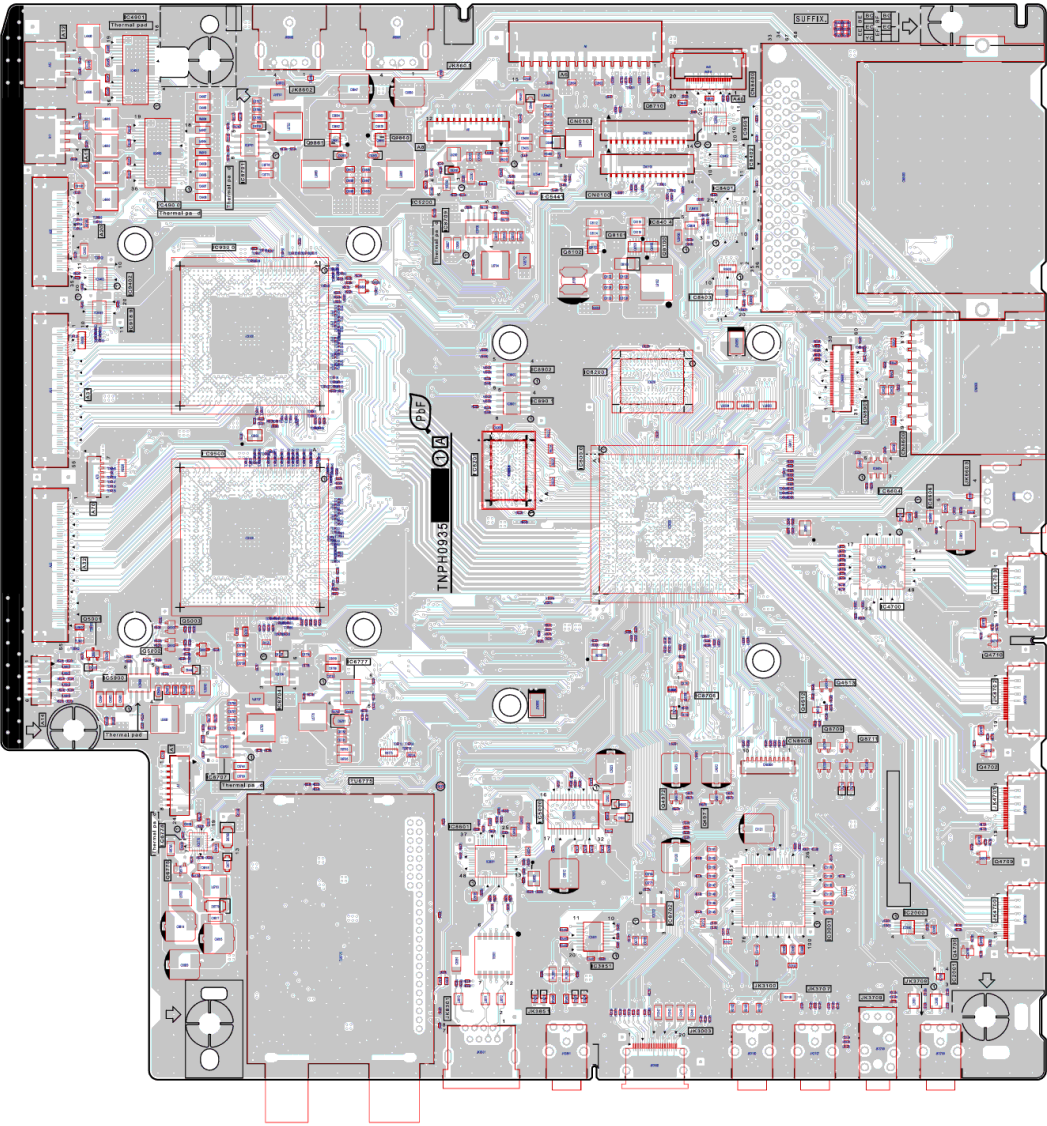


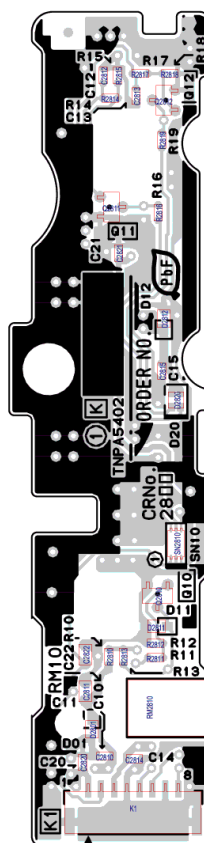
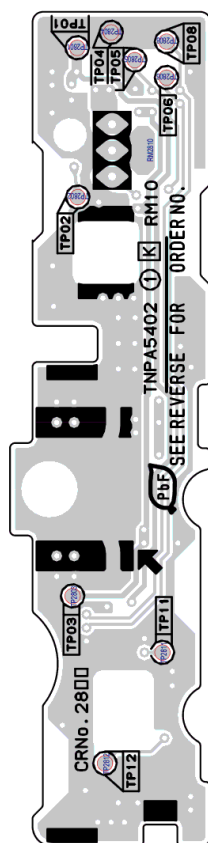

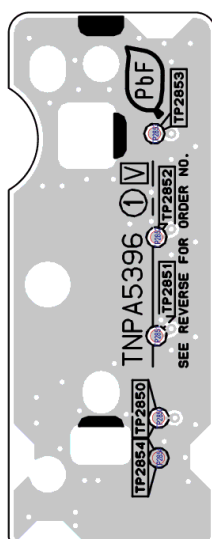
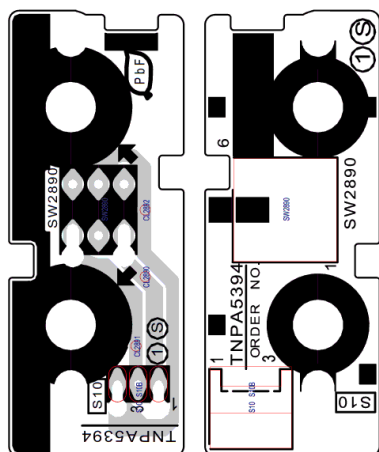


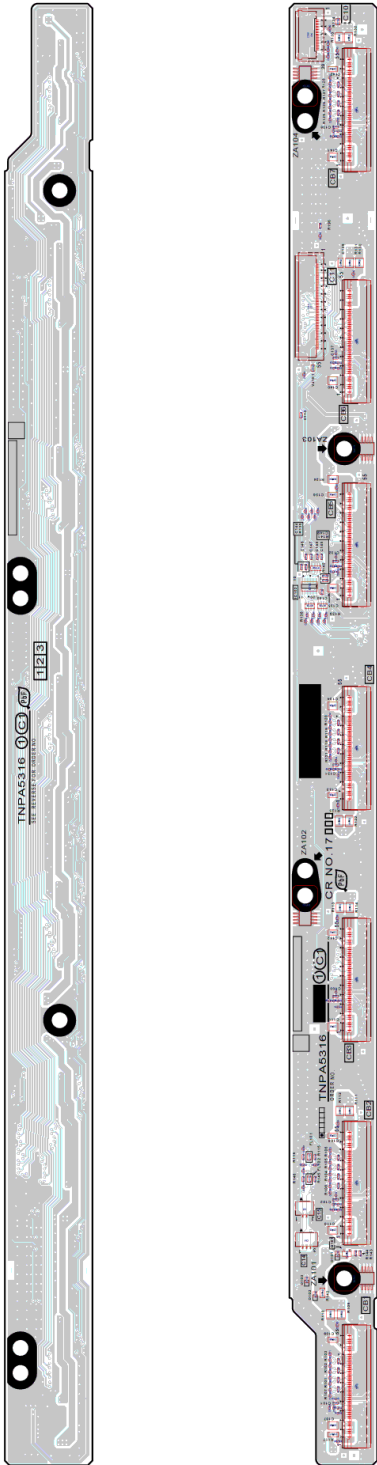




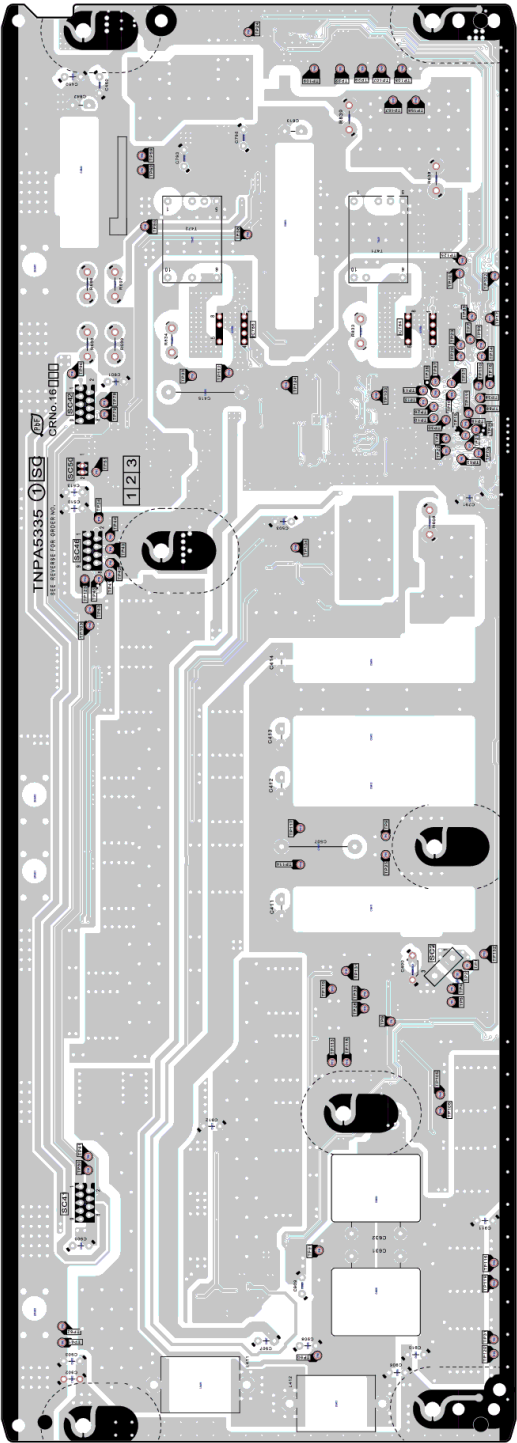


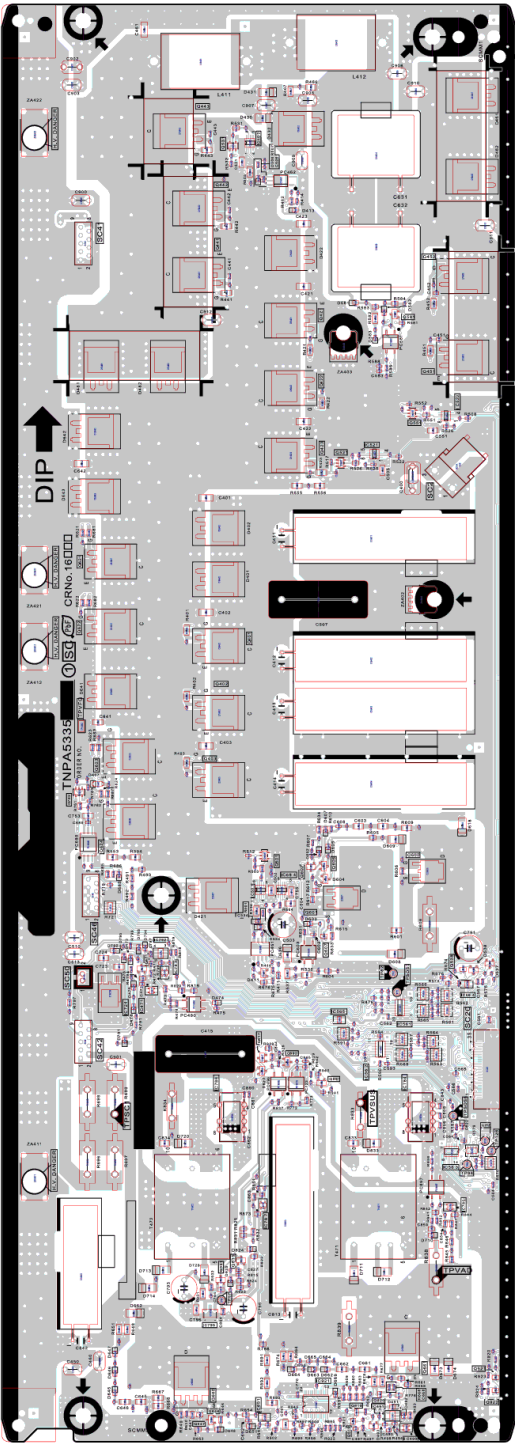


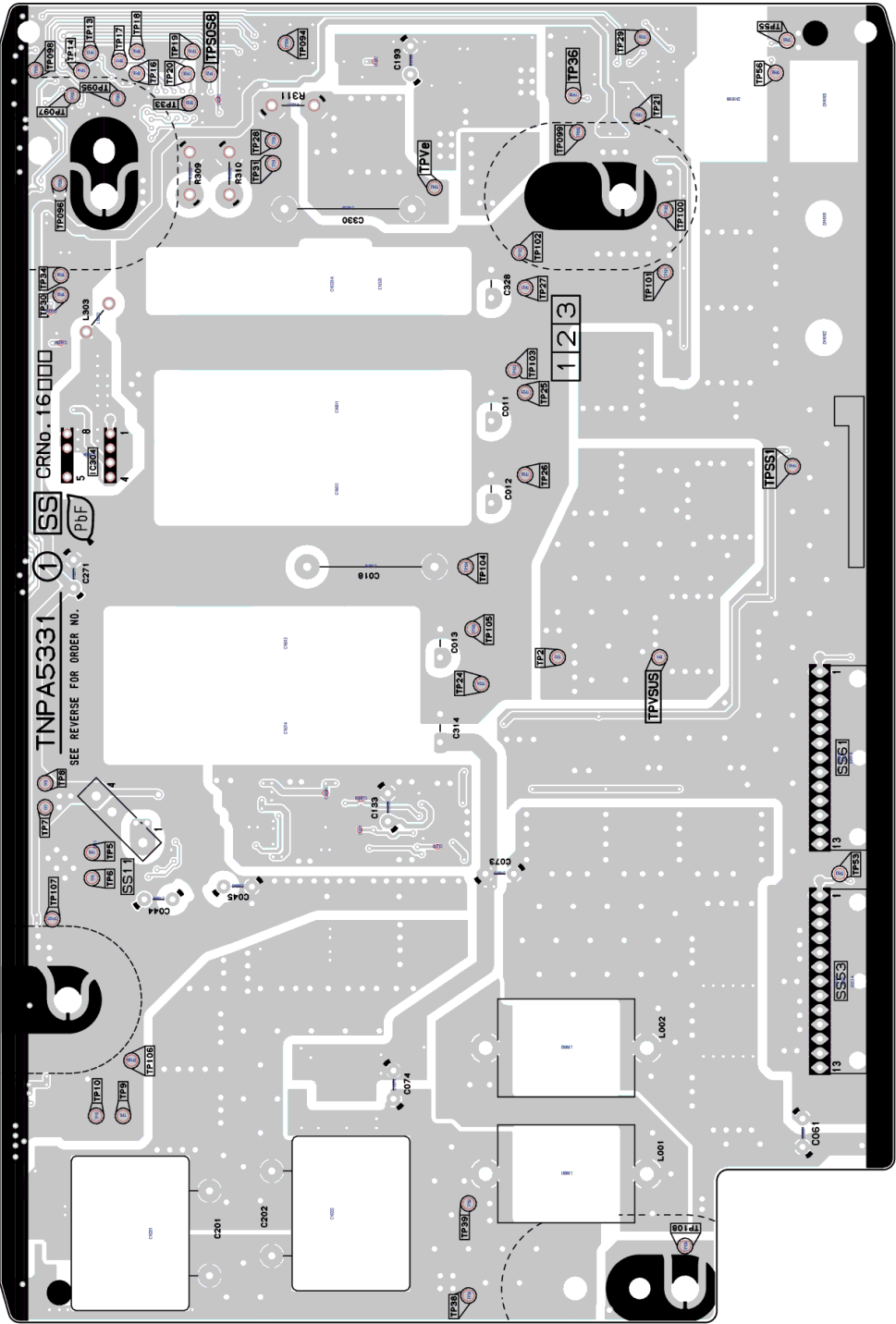




































Model No. : TX-P46GT30E/J Parts List

Safety	Ref. No.	Part No.	Part Name & Description	Q'ty	Remarks
	PCB	A-P46GT30E	CIRCUIT BOARD A	1	(RTL) PAVCCZ P46GT30E
	PCB	A-P46GT30J	CIRCUIT BOARD A	1	(RTL) PAVCCZ P46GT30J
	PCB	TXNP21QMUE	CIRCUIT BOARD P2	1	(RTL) PAVCCZ
	PCB	TXNP11QJUE	CIRCUIT BOARD P	1	(RTL)
	PCB	TXN/K1RLUE	CIRCUIT BOARD K	1	(RTL) PAVCCZ
	PCB	TXN/S1QNUE	CIRCUIT BOARD S	1	(RTL) PAVCCZ
	PCB	TXN/V1QNUE	CIRCUIT BOARD V	1	(RTL) PAVCCZ
	PCB	TNPA5316	CIRCUIT BOARD C1	1	(RTL)
	PCB	TXNC211UGK	CIRCUIT BOARD C2	1	(RTL) PAVCCZ
	PCB	TXNSC11UGK	CIRCUIT BOARD SC	1	(RTL) PAVCCZ
	PCB	TNPA5334	CIRCUIT BOARD SD	1	
	PCB	TXNSS11UGK	CIRCUIT BOARD SS	1	(RTL) PAVCCZ
	PCB	TXNSS211UGK	CIRCUIT BOARD SS2	1	(RTL) PAVCCZ
	PCB	TXNSU11UGK	CIRCUIT BOARD SU	1	PAVCCZ
	A1	K1KY08AA0719	8P CONNECTOR	1	
	A6	K1KY15B00006	15P CONNECTOR	1	PAVCCZ
	A8	K1KY12AA0719	12P CONNECTOR	1	
	A11	K1KY04B00013	4P CONNECTOR	1	PAVCCZ
	A14	K1KY06AA0719	6P CONNECTOR	1	
	A20	K1MY35BA0345	35P CONNECTOR	1	
	A31	K1MY55BA0345	55P CONNECTOR	1	
	A32	K1MY55BA0345	55P CONNECTOR	1	
	A40	K1MN20BA0231	20P CONNECTOR	1	
	C101	F0CAF334A105	C 0.33UF, 250V	1	PAVCCZ
	C102	F1BAF221A088	C 220PF, 250V	1	PAVCCZ
	C103	F1BAF221A088	C 220PF, 250V	1	PAVCCZ
	C104	F0CAF334A105	C 0.33UF, 250V	1	PAVCCZ
	C106	F1H1H472A970	C 4700PF, , 50V	1	
	C111	F1H1H102A971	C 1000PF, 50V	1	
	C112	F1H1H103A970	C 0.01 uF 50 V	1	
	C192	F1BAF471A088	C 470PF, 250V	1	PAVCCZ
	C201	F0C2H1050001	C 1.5 UF 50 V	1	PAVCCZ
	C202	F0C2H1050001	C 1.5 UF 50 V	1	PAVCCZ
	C205	F1H1C105A148	C 1UF, 16V	1	
	C206	F1H1H104A970	C 0.1UF, , 50V	1	
	C207	F1H1H681A971	C 680PF, 50V	1	
	C208	F1H1E1050008	C 1U 25V	1	PAVCCZ
	C209	F1H1H104A970	C 0.1UF, , 50V	1	
	C210	F1H1H102A971	C 1000PF, 50V	1	
	C211	F1H1E1050008	C 1U 25V	1	PAVCCZ
	C212	F1H1H102A971	C 1000PF, 50V	1	
	C213	F1H1H102A971	C 1000PF, 50V	1	
	C214	ECA1HHG010	E 1UF, 50V	1	
	C215	F1H1H104A970	C 0.1UF, , 50V	1	
	C220	F1A3A471A060	C 470PF 1KV	1	PAVCCZ
	C221	F1A3A471A060	C 470PF 1KV	1	PAVCCZ
	C222	F2A2W1010010	E 100UF 450V	1	PAVCCZ
	C223	F2A2W1010010	E 100UF 450V	1	PAVCCZ
	C224	F2A2W1010010	E 100UF 450V	1	PAVCCZ
	C225	F1A3A471A060	C 470PF 1KV	1	PAVCCZ
	C226	F1A3A471A060	C 470PF 1KV	1	PAVCCZ
	C301	F1H1E473A029	C 047PF 25V	1	PAVCCZ
	C302	ECA1HHG010	E 1UF, 50V	1	
	C303	F1H1H104A970	C 0.1UF, , 50V	1	
	C305	F2A1H2R2A122	E 2.2UF, 50V	1	
	C306	F1H1H332A970	C 3300PF, 50V	1	PAVCCZ
	C307	F1K1E225A085	C 2.2UF, 25V	1	
	C308	F1H1H681A971	C 680PF, 50V	1	
	C309	F1H1H101A971	C 100PF, 50V	1	
	C310	F1K2J681A017	C 680PF ,630V	1	PAVCCZ

Model No. : TX-P46GT30E/J Parts List

Safety	Ref. No.	Part No.	Part Name & Description	Q'ty	Remarks
	C311	F1K2J1500001	C 15PF, 630V	1	PAVCCZ
	C312	F1K2J1500001	C 15PF, 630V	1	PAVCCZ
	C313	F1H1H104A970	C 0.1UF, , 50V	1	
	C314	F1A3A471A060	C 470PF 1KV	1	PAVCCZ
	C315	F1H1C474A143	C 0.47UF, 16V	1	
	C316	ECWH8473HA	P 0.033UF 800V	1	
	C317	ECWH8473HA	P 0.033UF 800V	1	
	C321	F1K2J681A017	C 680PF ,630V	1	PAVCCZ
	C322	F1K2J1500001	C 15PF, 630V	1	PAVCCZ
	C323	F1K2J681A017	C 680PF ,630V	1	PAVCCZ
	C351	F2A2E2910001	E 290UF, 250V	1	PAVCCZ
	C352	F2A2E2910001	E 290UF, 250V	1	PAVCCZ
	C353	F2A2E2910001	E 290UF, 250V	1	PAVCCZ
	C354	F0C2E103A070	C 0.010UF, 250V	1	PAVCCZ
	C355	F1H1H104A970	C 0.1UF, , 50V	1	
	C358	F2A1H101A118	E 100UF, 50V	1	
	C359	F1H1H104A970	C 0.1UF, , 50V	1	
	C360	F1K1V1050001	C 1UF, 35V	1	PAVCCZ
	C361	F2A1H1000089	E 10UF, 50V	1	PAVCCZ
	C362	F2A1J1820001	C 1800UF ,63V	1	PAVCCZ
	C363	F1K1E225A085	C 2.2UF, 25V	1	
	C364	F1H1H104A970	C 0.1UF, , 50V	1	
	C365	F1H1H102A971	C 1000PF, 50V	1	
	C366	F2A1H4R7A794	E 4.7UF, 50V	1	PAVCCZ
	C367	F2A1J1820001	C 1800UF ,63V	1	PAVCCZ
	C368	F2A1J1820001	C 1800UF ,63V	1	PAVCCZ
	C370	F1K2A474A006	C 0.47UF, 100V	1	
	C372	F0C2E104A070	C 0.10UF, 250V	1	PAVCCZ
	C373	ECKD3A102KBP	C 1000PF, 1KV	1	
	C374	F1H1E1050008	C 1U 25V	1	PAVCCZ
	C376	F2A1J1820001	C 1800UF ,63V	1	PAVCCZ
	C378	ECKD3A102KBP	C 1000PF, 1KV	1	
	C379	ECKD3A102KBP	C 1000PF, 1KV	1	
	C401	F2A2W4700020	E 47UF 450V	1	PAVCCZ
	C403	F2A1H2200060	E 22UF, 50V	1	PAVCCZ
	C404	F1B3D331A011	C 330P 2000V	1	
	C405	F1H1H104A970	C 0.1UF, , 50V	1	
	C406	F1K1E225A085	C 2.2UF, 25V	1	
	C407	F1H1H222A970	C 2200PF, 50V	1	
	C408	F1H1H101A971	C 100PF, 50V	1	
	C410	F1B3A222A009	C 2200U 1000V	1	PAVCCZ
	C411	F1K1V1050001	C 1UF, 35V	1	PAVCCZ
	C452	F2A1E6810033	E 680UF 25V	1	PAVCCZ
	C453	F2A1E6810033	E 680UF 25V	1	PAVCCZ
	C454	F2A1E6810033	E 680UF 25V	1	PAVCCZ
	C455	F2A1E6810033	E 680UF 25V	1	PAVCCZ
	C456	F1H1H104A970	C 0.1UF, , 50V	1	
	C457	F1H1E473A029	C 047PF 25V	1	PAVCCZ
	C458	F1H1H104A970	C 0.1UF, , 50V	1	
	C459	F1H1C105A148	C 1UF, 16V	1	
	C460	F1H1C334A143	C 0.3UF. 16V	1	PAVCCZ
	C461	F1H1H104A970	C 0.1UF, , 50V	1	
	C462	F1H1C474A143	C 0.47UF, 16V	1	
	C463	F1H1H104A970	C 0.1UF, , 50V	1	
	C464	F1H1H102A971	C 1000PF, 50V	1	
	C465	F1H1H102A971	C 1000PF, 50V	1	
	C467	F1K1V1050001	C 1UF, 35V	1	PAVCCZ
	C468	F2A1V3310067	C 150UF 35V	1	PAVCCZ
	C469	F1H1C105A148	C 1UF, 16V	1	
	C470	F1H1H472A970	C 4700PF, , 50V	1	
	C471	F1H1H222A970	C 2200PF, 50V	1	
	C472	F1H1C105A148	C 1UF, 16V	1	

Model No. : TX-P46GT30E/J Parts List

Safety	Ref. No.	Part No.	Part Name & Description	Q'ty	Remarks
	C473	ECKD3A102KBP	C 1000PF, 1KV	1	
	C474	F2A1H101A118	E 100UF, 50V	1	
	C476	FlK1E684A130	C 0.68UF, 25V	1	PAVCCZ
	C478	FlH1H104A970	C 0.1UF, , 50V	1	
	C479	FlH1H104A970	C 0.1UF, , 50V	1	
	C480	FlK1V1050001	C 1UF, 35V	1	PAVCCZ
	C490	FlK2J102A014	C 1000PF, 630V	1	
	C501	F2A1H101A118	E 100UF, 50V	1	
	C502	FlH1H104A970	C 0.1UF, , 50V	1	
	C505	F2A1H101A118	E 100UF, 50V	1	
	C551	FlK1E684A130	C 0.68UF, 25V	1	PAVCCZ
	C552	FlJ1E224A227	C 0.22UF, 25V	1	
	C553	FlH1H102A971	C 1000PF, 50V	1	
	C554	F2A1H2200060	E 22UF, 50V	1	PAVCCZ
	C555	FlH1C105A148	C 1UF, 16V	1	
	C556	FlH1H104A970	C 0.1UF, , 50V	1	
	C557	FlH1C105A148	C 1UF, 16V	1	
	C558	FlH1C474A143	C 0.47UF, 16V	1	
	C601	FlH1H104A970	C 0.1UF, , 50V	1	
	C602	FlJ1A4750009	C 4.7UF, 10V	1	PAVCCZ
	C651	F2A1H2200060	E 22UF, 50V	1	PAVCCZ
	C652	FlH1H104A970	C 0.1UF, , 50V	1	
	C654	FlK1E4750002	C 4.7UF, 25V	1	
	C655	FlH1H103A970	C 0.01 uF 50 V	1	
	C659	FlH1H102A971	C 1000PF, 50V	1	
	C701	FlH1H102A971	C 1000PF, 50V	1	
	C702	FlH1H102A971	C 1000PF, 50V	1	
	C0900	FlG1H101A565	C 100PF 50V	1	
	C0901	FlG1H101A565	C 100PF 50V	1	
	C0902	FlG1H101A565	C 100PF 50V	1	
	C0903	FlG1H101A565	C 100PF 50V	1	
	C2000	FlG1E1030005	C 0.01UF 25V	1	
	C2003	FlJ1A106A087	C 10UF, 10V	1	
	C2004	FlJ1E105A231	C 1 UF 25V	1	
	C2010	FlG1C104A077	C 0.1UF 16V	1	
	C2752	FlG1E1030005	C 0.01UF 25V	1	
	C2753	FlG1A105A047	C 1UF 10V	1	
	C2810	ECJ1VB1H103K	C 0.01UF, 50V	1	
	C2811	FlJ1A106A087	C 10UF, 10V	1	
	C2815	ECJ1VB1H103K	C 0.01UF, 50V	1	
	C2821	ECJ1XB1C104K	C 0.1UF, Z, 16V	1	
	C2850	FlG1A473A032	C0.047UF, 10V	1	
	C2851	FlG1A473A032	C0.047UF, 10V	1	
	C2852	FlG1A473A032	C0.047UF, 10V	1	
	C2853	FlG1A473A032	C0.047UF, 10V	1	
	C3001	FlG1A105A047	C 1UF 10V	1	
	C3002	FlG1A105A047	C 1UF 10V	1	
	C3003	FlG1C104A077	C 0.1UF 16V	1	
	C3004	FlG1C104A077	C 0.1UF 16V	1	
	C3005	FlG1A105A047	C 1UF 10V	1	
	C3006	FlG1A105A047	C 1UF 10V	1	
	C3011	FlJ1A106A043	C 10UF, 10V	1	
	C3016	FlG1C104A077	C 0.1UF 16V	1	
	C3018	FlG1C104A077	C 0.1UF 16V	1	
	C3019	FlG1C104A077	C 0.1UF 16V	1	
	C3020	FlJ1A106A043	C 10UF, 10V	1	
	C3084	FlJ1A106A043	C 10UF, 10V	1	
	C3085	FlJ1A106A043	C 10UF, 10V	1	
	C3086	FlJ1A106A043	C 10UF, 10V	1	
	C3105	FlG1H5610004	C 560 pF 50 V	1	PAVCCZ
	C3106	FlG1H5610004	C 560 pF 50 V	1	PAVCCZ
	C3108	FlG1E333A091	C 0.033UF 25V	1	

Model No. : TX-P46GT30E/J Parts List

Safety	Ref. No.	Part No.	Part Name & Description	Q'ty	Remarks
	C3109	FlG1E333A091	C 0.033UF 25V	1	
	C3111	FlG1A105A047	C 1UF 10V	1	
	C3112	FlG1A105A047	C 1UF 10V	1	
	C3113	FlJ1A106A043	C 10UF, 10V	1	
	C3120	F2H1A101A040	C 100UF, 10V	1	PAVCCZ
	C3121	F2H1A101A040	C 100UF, 10V	1	PAVCCZ
	C3124	FlJ1A106A087	C 10UF, 10V	1	
	C3130	FlJ1A106A043	C 10UF, 10V	1	
	C3131	FlJ1A106A043	C 10UF, 10V	1	
	C3132	FlJ1A106A043	C 10UF, 10V	1	
	C3135	FlG1H5610004	C 560 pF 50 V	1	PAVCCZ
	C3136	FlG1H5610004	C 560 pF 50 V	1	PAVCCZ
	C3139	FlG1H5610004	C 560 pF 50 V	1	PAVCCZ
	C3140	FlG1H5610004	C 560 pF 50 V	1	PAVCCZ
	C3145	FlJ1A106A043	C 10UF, 10V	1	
	C3146	FlJ1A106A043	C 10UF, 10V	1	
	C3147	FlJ1A106A043	C 10UF, 10V	1	
	C3148	FlJ1A106A043	C 10UF, 10V	1	
	C3151	FlG1A105A047	C 1UF 10V	1	
	C3152	FlG1A105A047	C 1UF 10V	1	
	C3153	FlG1H5610004	C 560 pF 50 V	1	PAVCCZ
	C3154	FlG1H5610004	C 560 pF 50 V	1	PAVCCZ
	C3159	FlJ1A106A043	C 10UF, 10V	1	
	C3160	FlJ1A106A043	C 10UF, 10V	1	
	C3161	FlJ1A106A043	C 10UF, 10V	1	
	C3162	FlJ1A106A043	C 10UF, 10V	1	
	C3163	FlJ1A106A043	C 10UF, 10V	1	
	C3166	FlG1H1020008	C 1000PF 50V	1	
	C3172	FlG1A105A047	C 1UF 10V	1	
	C3173	FlG1A105A047	C 1UF 10V	1	
	C3174	FlG1A105A047	C 1UF 10V	1	
	C3175	FlG1A105A047	C 1UF 10V	1	
	C3178	FlJ1A106A043	C 10UF, 10V	1	
	C3179	FlJ1A106A043	C 10UF, 10V	1	
	C3851	ECJ1VB1A105K	C 1UF, 10V	1	
	C4546	FlG1A105A047	C 1UF 10V	1	
	C4551	ECJ1VB0J105K	C 1UF, 6.3V	1	
	C4713	FlG1C104A077	C 0.1UF 16V	1	
	C4716	FlG1C104A077	C 0.1UF 16V	1	
	C4717	FlJ1A106A087	C 10UF, 10V	1	
	C4718	FlJ1A475A087	C 4.7UF, 10V	1	
	C4719	FlG1C104A077	C 0.1UF 16V	1	
	C4721	FlG1C104A077	C 0.1UF 16V	1	
	C4722	FlG1C104A077	C 0.1UF 16V	1	
	C4723	FlG1C104A077	C 0.1UF 16V	1	
	C4727	FlJ1A106A087	C 10UF, 10V	1	
	C4800	FlG1A105A047	C 1UF 10V	1	
	C4801	FlG1A105A047	C 1UF 10V	1	
	C4804	FlG1C104A077	C 0.1UF 16V	1	
	C4805	FlG1C104A077	C 0.1UF 16V	1	
	C4808	FlG1C104A077	C 0.1UF 16V	1	
	C4809	FlJ1A106A043	C 10UF, 10V	1	
	C4813	FlG1C104A077	C 0.1UF 16V	1	
	C4816	FlG1H220A565	C 22PF, 50V	1	
	C4817	FlG1H330A565	C 33PF, 50V	1	
	C4818	FlG1H330A565	C 33PF, 50V	1	
	C4820	FlJ1E105A231	C 1 UF 25V	1	
	C4821	ECJ1VB1A105K	C 1UF, 10V	1	
	C4822	FlG1H1020008	C 1000PF 50V	1	
	C4830	FlG1H101A565	C 100PF 50V	1	
	C4831	FlG1H101A565	C 100PF 50V	1	
	C4898	FlG1H150A565	C 15PF, 50V	1	

Model No. : TX-P46GT30E/J Parts List

Safety	Ref. No.	Part No.	Part Name & Description	Q'ty	Remarks
	C4899	FlG1H150A565	C 15PF, 50V	1	
	C4900	ECJ1XC1H102J	C 1000PF, J, 50V	1	
	C4901	FlG1C104A077	C 0.1UF 16V	1	
	C4902	FlG1H1020008	C 1000PF 50V	1	
	C4903	FlG1C104A077	C 0.1UF 16V	1	
	C4908	FlG1H1020008	C 1000PF 50V	1	
	C4909	FlJ1E105A231	C 1 UF 25V	1	
	C4910	FlK1E106A136	C 10UF, 25V	1	
	C4911	FlH1H104A970	C 0.1UF, , 50V	1	
	C4912	FlJ1E105A231	C 1 UF 25V	1	
	C4913	FlH1H104A970	C 0.1UF, , 50V	1	
	C4914	FlJ1E105A231	C 1 UF 25V	1	
	C4915	FlH1H104A970	C 0.1UF, , 50V	1	
	C4916	FlK1E106A136	C 10UF, 25V	1	
	C4917	FlH1H104A970	C 0.1UF, , 50V	1	
	C4918	FlJ1E105A231	C 1 UF 25V	1	
	C4919	FlG1H1020008	C 1000PF 50V	1	
	C4921	FlJ1E4740001	C 0.47UF, 25V	1	PAVCCZ
	C4922	FlJ1E4740001	C 0.47UF, 25V	1	PAVCCZ
	C4924	FlJ1E4740001	C 0.47UF, 25V	1	PAVCCZ
	C4925	FlJ1E4740001	C 0.47UF, 25V	1	PAVCCZ
	C4934	FlG1H1020008	C 1000PF 50V	1	
	C4935	FlG1H1020008	C 1000PF 50V	1	
	C4936	FlG1H1020008	C 1000PF 50V	1	
	C4937	FlG1H1020008	C 1000PF 50V	1	
	C4938	FlK1E106A136	C 10UF, 25V	1	
	C4939	FlK1E106A136	C 10UF, 25V	1	
	C4970	FlJ1A106A087	C 10UF, 10V	1	
	C4971	FlJ1A106A087	C 10UF, 10V	1	
	C4972	F2H1A101A040	C 100UF, 10V	1	PAVCCZ
	C4973	F2H1A101A040	C 100UF, 10V	1	PAVCCZ
	C4974	FlG1E333A091	C 0.033UF 25V	1	
	C4975	FlG1E333A091	C 0.033UF 25V	1	
	C5000	FlG1E1030005	C 0.01UF 25V	1	
	C5002	FlK1E106A136	C 10UF, 25V	1	
	C5003	FlH1C105A145	C 1 uF 16 V	1	
	C5007	FlG1C104A077	C 0.1UF 16V	1	
	C5009	FlG1C104A077	C 0.1UF 16V	1	
	C5011	FlG1C104A077	C 0.1UF 16V	1	
	C5012	EEEB1C101UP	C 100PF, J, 16V	1	
	C5013	ECJ1VB1A105K	C 1UF, 10V	1	
	C5014	ECJ1VB1A105K	C 1UF, 10V	1	
	C5015	ECJ1VB1A105K	C 1UF, 10V	1	
	C5016	ECJ1VB1A105K	C 1UF, 10V	1	
	C5017	ECJ1VB1A105K	C 1UF, 10V	1	
	C5018	FlG1C104A077	C 0.1UF 16V	1	
	C5020	FlG1E1030005	C 0.01UF 25V	1	
	C5200	FlK1E106A136	C 10UF, 25V	1	
	C5201	FlG1C104A077	C 0.1UF 16V	1	
	C5202	FlJ1A106A043	C 10UF, 10V	1	
	C5203	FlG1C104A077	C 0.1UF 16V	1	
	C5204	FlJ1A106A043	C 10UF, 10V	1	
	C5205	FlG1E6820007	C 6800pF 25V	1	
	C5449	FlG1H103A509	C 0.01PF, 50V	1	PAVCCZ
	C5452	FlJ1A106A043	C 10UF, 10V	1	
	C5453	FlJ1A106A043	C 10UF, 10V	1	
	C5454	FlJ1A106A043	C 10UF, 10V	1	
	C5455	FlK1E106A136	C 10UF, 25V	1	
	C5456	FlK1E106A136	C 10UF, 25V	1	
	C5457	FlG1H821A459	C 820 pF 50 V	1	PAVCCZ
	C5900	FlJ1A106A043	C 10UF, 10V	1	
	C5901	FlJ1A106A043	C 10UF, 10V	1	

Model No. : TX-P46GT30E/J Parts List

Safety	Ref. No.	Part No.	Part Name & Description	Q'ty	Remarks
	C5902	FLJ1A106A043	C 10UF, 10V	1	
	C5905	FLG1C223A081	C 0.022UF, 16V	1	
	C5906	FLK1E106A136	C 10UF, 25V	1	
	C5908	FLG1A333A032	C0.033UF, 10V	1	
	C5909	FLG1H1020008	C 1000PF 50V	1	
	C5911	FLJ1A106A043	C 10UF, 10V	1	
	C5912	FLG1E472A086	C 4700pF 25V	1	
	C5913	FLG1A473A032	C0.047UF, 10V	1	
	C5915	FLG1A473A032	C0.047UF, 10V	1	
	C5917	FLG1A473A032	C0.047UF, 10V	1	
	C5919	FLG1A473A032	C0.047UF, 10V	1	
	C5921	FLG1H1020008	C 1000PF 50V	1	
	C5923	ECJ1VB1A105K	C 1UF, 10V	1	
	C6776	FLJ1A106A087	C 10UF, 10V	1	
	C6778	FLJ1A106A087	C 10UF, 10V	1	
	C6780	FLJ1A106A087	C 10UF, 10V	1	
	C6781	FLJ0G2260001	C 22 UF 4 V	1	
	C6782	FLJ0G2260001	C 22 UF 4 V	1	
	C6787	FLJ1A106A087	C 10UF, 10V	1	
	C6788	FLJ1A106A087	C 10UF, 10V	1	
	C6789	FLG1C1030008	C 0.01UF 16V	1	
	C6790	FLK1E106A136	C 10UF, 25V	1	
	C6791	FLG1C1030008	C 0.01UF 16V	1	
	C6792	FLG1E392A123	C 3900pF 25V	1	
	C6793	ECJ1VB1E104K	C 0.1 UF, 25V	1	
	C6808	FLJ1E105A171	C 1 UF 25V	1	
	C6809	ECJ1VB1A105K	C 1UF, 10V	1	
	C6810	FLG1H152A571	C 1500PF, 50V	1	
	C6811	FLH1H473A918	C 0.047UF, 50V	1	PAVCCZ
	C6812	FLG1C104A077	C 0.1UF 16V	1	
	C6813	FLJ1E2240015	C 0.22UF, 25V	1	PAVCCZ
	C6814	F2G1E1010028	E 100PF, 25V	1	PAVCCZ
	C6815	EEEFPE101XAP	C 100UF, Z, 25V	1	PAVCCZ
	C6816	FLG1H471A731	C 470PF, 50V	1	
	C6817	FLK1E106A136	C 10UF, 25V	1	
	C6818	FLK1E106A136	C 10UF, 25V	1	
	C6819	FLK1E106A136	C 10UF, 25V	1	
	C6830	ECJ1XC1H102J	C 1000PF, J, 50V	1	
	C6925	FLG1C104A077	C 0.1UF 16V	1	
	C8001	FLG1C104A077	C 0.1UF 16V	1	
	C8002	FLJ1A106A087	C 10UF, 10V	1	
	C8003	FLG1C104A077	C 0.1UF 16V	1	
	C8004	FLG1C104A077	C 0.1UF 16V	1	
	C8005	FLG1C104A077	C 0.1UF 16V	1	
	C8006	FLG1C104A077	C 0.1UF 16V	1	
	C8007	FLG1C104A077	C 0.1UF 16V	1	
	C8008	FLG1C104A077	C 0.1UF 16V	1	
	C8009	FLJ1A106A087	C 10UF, 10V	1	
	C8011	FLG1C104A077	C 0.1UF 16V	1	
	C8013	FLG1C104A077	C 0.1UF 16V	1	
	C8014	FLG1C104A077	C 0.1UF 16V	1	
	C8015	FLG1C104A077	C 0.1UF 16V	1	
	C8016	FLG1C104A077	C 0.1UF 16V	1	
	C8017	FLJ1A106A087	C 10UF, 10V	1	
	C8018	FLG1C104A077	C 0.1UF 16V	1	
	C8019	FLG1C104A077	C 0.1UF 16V	1	
	C8020	FLG1C104A077	C 0.1UF 16V	1	
	C8021	FLG1C104A077	C 0.1UF 16V	1	
	C8022	FLJ1A106A087	C 10UF, 10V	1	
	C8023	FLJ1A106A087	C 10UF, 10V	1	
	C8024	FLJ0G2260001	C 22 UF 4 V	1	
	C8026	FLG1C104A077	C 0.1UF 16V	1	

Model No. : TX-P46GT30E/J Parts List

Safety	Ref. No.	Part No.	Part Name & Description	Q'ty	Remarks
	C8027	FlG1C104A077	C 0.1UF 16V	1	
	C8028	FlG1C104A077	C 0.1UF 16V	1	
	C8030	FlG1C104A077	C 0.1UF 16V	1	
	C8032	FlG1C104A077	C 0.1UF 16V	1	
	C8036	FlG1C104A077	C 0.1UF 16V	1	
	C8039	FlG1C104A077	C 0.1UF 16V	1	
	C8041	FlG1H1020008	C 1000PF 50V	1	
	C8042	FlG1C104A077	C 0.1UF 16V	1	
	C8043	FlG1C104A077	C 0.1UF 16V	1	
	C8044	FlG1C104A077	C 0.1UF 16V	1	
	C8045	FlG1C104A077	C 0.1UF 16V	1	
	C8047	FlG1C104A077	C 0.1UF 16V	1	
	C8048	FlG1C104A077	C 0.1UF 16V	1	
	C8049	FlJ1A106A087	C 10UF, 10V	1	
	C8050	FlG1C104A077	C 0.1UF 16V	1	
	C8051	FlJ1A106A087	C 10UF, 10V	1	
	C8052	FlG1C104A077	C 0.1UF 16V	1	
	C8053	FlG1C104A077	C 0.1UF 16V	1	
	C8054	FlG1C104A077	C 0.1UF 16V	1	
	C8055	FlG1C104A077	C 0.1UF 16V	1	
	C8056	FlG1C104A077	C 0.1UF 16V	1	
	C8057	FlG1C104A077	C 0.1UF 16V	1	
	C8100	FlG1E682A123	C 6800 pF 25 V	1	
	C8102	FlJ1A475A087	C 4.7UF, 10V	1	
	C8104	FlH1C105A145	C 1 uF 16 V	1	
	C8106	FlG1C223A081	C 0.022UF, 16V	1	
	C8108	FlG1C104A077	C 0.1UF 16V	1	
	C8110	FlG1C104A077	C 0.1UF 16V	1	
	C8112	FlK1E106A136	C 10UF, 25V	1	
	C8114	FlK1E106A136	C 10UF, 25V	1	
	C8116	FlK1E106A136	C 10UF, 25V	1	
	C8118	FlK1E106A136	C 10UF, 25V	1	
	C8120	FlJ0G2260001	C 22 UF 4 V	1	
	C8122	FlJ0G2260001	C 22 UF 4 V	1	
	C8124	FlJ0G2260001	C 22 UF 4 V	1	
	C8126	FlJ0G2260001	C 22 UF 4 V	1	
	C8128	FlJ0G2260001	C 22 UF 4 V	1	
	C8200	FlG1C104A077	C 0.1UF 16V	1	
	C8201	FlG1C104A077	C 0.1UF 16V	1	
	C8202	FlG1C104A077	C 0.1UF 16V	1	
	C8203	FlG1C104A077	C 0.1UF 16V	1	
	C8204	FlG1C104A077	C 0.1UF 16V	1	
	C8205	FlJ1A106A087	C 10UF, 10V	1	
	C8206	FlG1C104A077	C 0.1UF 16V	1	
	C8208	FlG1C104A077	C 0.1UF 16V	1	
	C8210	FlG1C104A077	C 0.1UF 16V	1	
	C8213	FlG1C104A077	C 0.1UF 16V	1	
	C8214	FlJ1A106A087	C 10UF, 10V	1	
	C8216	FlG1C104A077	C 0.1UF 16V	1	
	C8218	FlG1C104A077	C 0.1UF 16V	1	
	C8219	FlG1C104A077	C 0.1UF 16V	1	
	C8222	FlG1C104A077	C 0.1UF 16V	1	
	C8223	FlG1C104A077	C 0.1UF 16V	1	
	C8224	FlG1C104A077	C 0.1UF 16V	1	
	C8225	FlG1C104A077	C 0.1UF 16V	1	
	C8226	FlG1C104A077	C 0.1UF 16V	1	
	C8227	FlG1C104A077	C 0.1UF 16V	1	
	C8300	FlG1H9R0A732	C 9 PF, 50V	1	
	C8301	FlG1H8R0A564	C 8 PF, 50V	1	
	C8302	FlG1C104A077	C 0.1UF 16V	1	
	C8303	FlG1C104A077	C 0.1UF 16V	1	
	C8304	FlG1C104A077	C 0.1UF 16V	1	




Model No. : TX-P46GT30E/J Parts List

Safety	Ref. No.	Part No.	Part Name & Description	Q'ty	Remarks
	C8305	FlG1A105A047	C 1UF 10V	1	
	C8306	FlG1A105A047	C 1UF 10V	1	
	C8307	FlG1A105A047	C 1UF 10V	1	
	C8308	FlG1A105A047	C 1UF 10V	1	
	C8309	FlG1A105A047	C 1UF 10V	1	
	C8310	FlG1A105A047	C 1UF 10V	1	
	C8311	FlG1A105A047	C 1UF 10V	1	
	C8401	FlG1C104A077	C 0.1UF 16V	1	
	C8402	FlK0J226A049	C 22UF, 6.3V	1	PAVCCZ
	C8403	FlK0J226A049	C 22UF, 6.3V	1	PAVCCZ
	C8406	FlG1C104A077	C 0.1UF 16V	1	
	C8407	FlG1C104A077	C 0.1UF 16V	1	
	C8411	FlG1C104A077	C 0.1UF 16V	1	
	C8532	FlJ1A106A043	C 10UF, 10V	1	
	C8533	FlG1C104A077	C 0.1UF 16V	1	
	C8603	FlJ1A106A087	C 10UF, 10V	1	
	C8604	FlG1C104A077	C 0.1UF 16V	1	
	C8605	FlG1C104A077	C 0.1UF 16V	1	
	C8606	FlG1H101A565	C 100PF 50V	1	
	C8607	FlG1H100A565	C 10PF 50V	1	
	C8608	FlG1H100A565	C 10PF 50V	1	
	C8609	FlG1C104A077	C 0.1UF 16V	1	
	C8611	FlG1C104A077	C 0.1UF 16V	1	
	C8613	FlG1C104A077	C 0.1UF 16V	1	
	C8614	FlG1C104A077	C 0.1UF 16V	1	
	C8615	FlJ1A106A087	C 10UF, 10V	1	
	C8616	FlJ1A106A087	C 10UF, 10V	1	
	C8617	FlG1C104A077	C 0.1UF 16V	1	
	C8618	FlJ1A106A087	C 10UF, 10V	1	
	C8619	FlG1C104A077	C 0.1UF 16V	1	
	C8620	FlG1C104A077	C 0.1UF 16V	1	
	C8627	FlG1C104A077	C 0.1UF 16V	1	
	C8628	FlJ0G2260001	C 22 UF 4 V	1	
	C8629	FlJ0G2260001	C 22 UF 4 V	1	
	C8630	EEHBOJ221UP	E 220UF, 6.3V	1	
	C8631	EEHBOJ221UP	E 220UF, 6.3V	1	
	C8632	FlJ1A106A087	C 10UF, 10V	1	
	C8633	FlG1C104A077	C 0.1UF 16V	1	
	C8636	FlJ1A106A043	C 10UF, 10V	1	
	C8637	FlJ1A106A087	C 10UF, 10V	1	
	C8638	FlG1C104A077	C 0.1UF 16V	1	
	C8639	FlJ1A106A087	C 10UF, 10V	1	
	C8640	FlG1C104A077	C 0.1UF 16V	1	
	C8641	FlJ1A106A043	C 10UF, 10V	1	
	C8642	FlJ1A106A087	C 10UF, 10V	1	
	C8643	FlG1C104A077	C 0.1UF 16V	1	
	C8644	FlG1C104A077	C 0.1UF 16V	1	
	C8647	EEHBOJ221UP	E 220UF, 6.3V	1	
	C8654	FlG1H470A565	C 47PF, 50V	1	
	C8655	FlG1H470A565	C 47PF, 50V	1	
	C8656	FlG1H470A565	C 47PF, 50V	1	
	C8657	FlG1H470A565	C 47PF, 50V	1	
	C8658	FlJ1A106A087	C 10UF, 10V	1	
	C8659	FlG1C104A077	C 0.1UF 16V	1	
	C8660	FlG1H101A565	C 100PF 50V	1	
	C8661	FlG1H101A565	C 100PF 50V	1	
	C8754	FlJ1A106A087	C 10UF, 10V	1	
	C8756	FlJ1A106A087	C 10UF, 10V	1	
	C8760	FlG1H1020008	C 1000PF 50V	1	
	C8761	FlG1H1020008	C 1000PF 50V	1	
	C8762	FlG1H1020008	C 1000PF 50V	1	
	C8763	FlG1C104A077	C 0.1UF 16V	1	

Model No. : TX-P46GT30E/J Parts List

Safety	Ref. No.	Part No.	Part Name & Description	Q'ty	Remarks
	C8764	FlG1C223A081	C 0.022UF, 16V	1	
	C8765	FlJ1A106A043	C 10UF, 10V	1	
	C8766	FlJ1A106A043	C 10UF, 10V	1	
	C8768	FlG1A333A032	C0.033UF, 10V	1	
	C8769	FlG1H5610004	C 560 pF 50 V	1	PAVCCZ
	C8771	FlJ1A475A087	C 4.7UF, 10V	1	
	C8772	FlJ1A106A087	C 10UF, 10V	1	
	C8773	FlG1C104A077	C 0.1UF 16V	1	
	C8774	FlG1C104A077	C 0.1UF 16V	1	
	C8776	FlK1E106A136	C 10UF, 25V	1	
	C8777	FlG1C104A077	C 0.1UF 16V	1	
	C8780	ECJ1VB1A105K	C 1UF, 10V	1	
	C8781	ECJ1VB1A105K	C 1UF, 10V	1	
	C8786	FlG1C104A077	C 0.1UF 16V	1	
	C8787	FlG1C104A077	C 0.1UF 16V	1	
	C8789	FlK1E106A136	C 10UF, 25V	1	
	C8790	FlK1E106A136	C 10UF, 25V	1	
	C8791	FlG1C223A081	C 0.022UF, 16V	1	
	C8792	FlG1C1030008	C 0.01UF 16V	1	
	C8793	FlG1C1030008	C 0.01UF 16V	1	
	C8795	FlJ1A106A043	C 10UF, 10V	1	
	C8796	FlJ1A106A043	C 10UF, 10V	1	
	C8797	FlJ1A106A043	C 10UF, 10V	1	
	C8798	FlJ1A106A043	C 10UF, 10V	1	
	C8802	FlJ1H102A721	C 1000pF, 50V	1	
	C8803	FlG1E1030005	C 0.01UF 25V	1	
	C8807	FlK1E106A136	C 10UF, 25V	1	
	C8808	FlK1E106A136	C 10UF, 25V	1	
	C8809	FlG1C223A081	C 0.022UF, 16V	1	
	C8810	FlG1C1030008	C 0.01UF 16V	1	
	C8811	FlG1C1030008	C 0.01UF 16V	1	
	C8812	FlJ1A106A043	C 10UF, 10V	1	
	C8813	FlJ1A106A043	C 10UF, 10V	1	
	C8814	FlJ1A106A043	C 10UF, 10V	1	
	C8815	FlJ1A106A043	C 10UF, 10V	1	
	C8900	FlG1C104A077	C 0.1UF 16V	1	
	C8901	FlG1C104A077	C 0.1UF 16V	1	
	C8902	FlG1C104A077	C 0.1UF 16V	1	
	C8903	FlG1C104A077	C 0.1UF 16V	1	
	C9099	FlG1C104A077	C 0.1UF 16V	1	
	C9100	FlJ1A106A087	C 10UF, 10V	1	
	C9101	FlG1E1030005	C 0.01UF 25V	1	
	C9102	FlK1E106A136	C 10UF, 25V	1	
	C9103	FlG1E1030005	C 0.01UF 25V	1	
	C9300	FlG1C104A077	C 0.1UF 16V	1	
	C9301	FlG1H180A565	C 18PF, 50V	1	
	C9302	FlG1H180A565	C 18PF, 50V	1	
	C9304	FlG1C104A077	C 0.1UF 16V	1	
	C9308	FlG1C104A077	C 0.1UF 16V	1	
	C9311	FlG1C104A077	C 0.1UF 16V	1	
	C9312	FlJ1A106A087	C 10UF, 10V	1	
	C9313	FlG1C104A077	C 0.1UF 16V	1	
	C9328	FlG1C104A077	C 0.1UF 16V	1	
	C9330	FlG1A105A047	C 1UF 10V	1	
	C9331	FlG1A105A047	C 1UF 10V	1	
	C9332	FlG1A105A047	C 1UF 10V	1	
	C9337	FlJ1A106A087	C 10UF, 10V	1	
	C9362	FlG1C104A077	C 0.1UF 16V	1	
	C9366	FlG1A105A047	C 1UF 10V	1	
	C9371	FlJ1A106A087	C 10UF, 10V	1	
	C9375	FlG1C104A077	C 0.1UF 16V	1	
	C9380	FlG1C104A077	C 0.1UF 16V	1	

Model No. : TX-P46GT30E/J Parts List

Safety	Ref. No.	Part No.	Part Name & Description	Q'ty	Remarks
	C9389	FlG1A105A047	C 1UF 10V	1	
	C9392	FlJ1A106A087	C 10UF, 10V	1	
	C9400	FlG1C104A077	C 0.1UF 16V	1	
	C9401	FlG1C104A077	C 0.1UF 16V	1	
	C9402	FlG1C104A077	C 0.1UF 16V	1	
	C9404	FlG1C104A077	C 0.1UF 16V	1	
	C9407	FlG1C104A077	C 0.1UF 16V	1	
	C9409	FlJ1A106A087	C 10UF, 10V	1	
	C9411	FlJ1A106A087	C 10UF, 10V	1	
	C9413	FlJ1A106A087	C 10UF, 10V	1	
	C9415	FlJ1A106A087	C 10UF, 10V	1	
	C9506	FlG1C104A077	C 0.1UF 16V	1	
	C9509	FlG1C104A077	C 0.1UF 16V	1	
	C9510	FlJ1A106A087	C 10UF, 10V	1	
	C9511	FlG1C104A077	C 0.1UF 16V	1	
	C9526	FlG1C104A077	C 0.1UF 16V	1	
	C9528	FlG1A105A047	C 1UF 10V	1	
	C9529	FlG1A105A047	C 1UF 10V	1	
	C9530	FlG1A105A047	C 1UF 10V	1	
	C9535	FlJ1A106A087	C 10UF, 10V	1	
	C9550	FlG1C104A077	C 0.1UF 16V	1	
	C9551	FlG1A105A047	C 1UF 10V	1	
	C9554	FlJ1A106A087	C 10UF, 10V	1	
	C9556	FlG1C104A077	C 0.1UF 16V	1	
	C9561	FlG1C104A077	C 0.1UF 16V	1	
	C9570	FlG1A105A047	C 1UF 10V	1	
	C9573	FlJ1A106A087	C 10UF, 10V	1	
	C9577	FlG1C104A077	C 0.1UF 16V	1	
	C9580	FlG1C104A077	C 0.1UF 16V	1	
	C9582	FlJ1A106A087	C 10UF, 10V	1	
	C9584	FlJ1A106A087	C 10UF, 10V	1	
	C9586	FlJ1A106A087	C 10UF, 10V	1	
	C9588	FlJ1A106A087	C 10UF, 10V	1	
	C9589	FlJ1A106A087	C 10UF, 10V	1	
	C9590	FlG1E1030005	C 0.01UF 25V	1	
	C9591	FlG1C104A077	C 0.1UF 16V	1	
	C9593	FlG1H470A565	C 47PF, 50V	1	
	C9860	FlG1E122A123	C 1200pF 25V	1	PAVCCZ
	C9861	FlJ1A475A087	C 4.7UF, 10V	1	
	C9862	FlK1E106A136	C 10UF, 25V	1	
	C9863	FlK1E106A136	C 10UF, 25V	1	
	C9864	FlK1E106A136	C 10UF, 25V	1	
	C9865	FlJ0G2260001	C 22 UF 4 V	1	
	C9866	FlJ0G2260001	C 22 UF 4 V	1	
	C9867	FlJ0G2260001	C 22 UF 4 V	1	
	C9868	FlJ0G2260001	C 22 UF 4 V	1	
	C9869	FlJ0G2260001	C 22 UF 4 V	1	
	C9871	FlJ0G2260001	C 22 UF 4 V	1	
	C9872	FlH1C105A145	C 1 uF 16 V	1	
	C9873	FlG1E122A123	C 1200pF 25V	1	PAVCCZ
	C9874	FlG1C104A077	C 0.1UF 16V	1	
	C9875	FlG1C104A077	C 0.1UF 16V	1	
	C9876	FlK1E106A136	C 10UF, 25V	1	
	CN0100	K1KA14A00248	14P CONNECTOR	1	
	CN8400	K1NA68B00058	CONNECTOR	1	PAVCCZ
	CN8600	K1NA09E00121	CONNECTOR	1	
	D101	B0FBCR000025	DIODE	1	PAVCCZ
	D102	B0EAKT000067	DIODE	1	PAVCCZ
	D103	B0EAKT000067	DIODE	1	PAVCCZ
	D104	B0AACK000004	DIODE	1	





Model No. : TX-P46GT30E/J Parts List

Safety	Ref. No.	Part No.	Part Name & Description	Q'ty	Remarks
	D105	B0AACK000004	DIODE	1	
⚠	D106	B0FBCR000025	DIODE	1	PAVCCZ
	D107	B0ACCCJ000048	DIODE	1	
	D131	B0BA02800001	ZENER DIODE	1	
	D132	B0BA02800001	ZENER DIODE	1	
	D133	B0BA01400009	ZENER DIODE	1	
	D201	B0FABR000018	DIODE	1	PAVCCZ (P)
⚠	D201	D4EAC6210002	VARISTOR	1	(P2)
	D202	B0FABR000018	DIODE	1	PAVCCZ (P)
⚠	D202	D4EAC6210002	VARISTOR	1	(P2)
	D203	B0ECKM000053	DIODE	1	PAVCCZ (P)
⚠	D203	D4EAC6210002	VARISTOR	1	(P2)
	D204	B0ECKM000053	DIODE	1	PAVCCZ (P)
⚠	D204	D4EAC6210002	VARISTOR	1	(P2)
⚠	D205	D4EAC6210002	VARISTOR	1	
	D206	B0ECKM000053	DIODE	1	PAVCCZ
	D207	B0ECKM000053	DIODE	1	PAVCCZ
⚠	D209	TVSRM10B	DIODE	1	
	D210	B0ECKM000053	DIODE	1	PAVCCZ
	D211	B0ECKM000053	DIODE	1	PAVCCZ
	D301	B0HAGV000004	DIODE	1	
	D302	B0ECKM000053	DIODE	1	PAVCCZ
	D303	B0ECKM000053	DIODE	1	PAVCCZ
	D304	B0ECKM000053	DIODE	1	PAVCCZ
	D305	B0ECKM000053	DIODE	1	PAVCCZ
	D331	B0BC01400019	DIODE	1	PAVCCZ
	D332	B0BC01000014	ZENER DIODE	1	
	D333	B0BC01000014	ZENER DIODE	1	
	D351	B0AAQP000002	DIODE	1	PAVCCZ
	D352	B0AAQM000003	DIODE	1	PAVCCZ
	D353	B0ECKM000053	DIODE	1	PAVCCZ
	D354	B0JBSL000049	DIODE	1	PAVCCZ
	D382	B0BC5R600003	DIODE	1	
	D383	B0BB14500002	ZENER DIODE	1	PAVCCZ
	D384	B0BB14500002	ZENER DIODE	1	PAVCCZ
	D401	B0EAKT000048	DIODE	1	
⚠	D402	TVSRM10B	DIODE	1	
⚠	D403	TVSRM10B	DIODE	1	
	D404	B0ECKP000060	DIODE	1	PAVCCZ
	D405	B0BA3R100012	ZENER DIODE	1	PAVCCZ
	D406	B0HAGV000004	DIODE	1	
	D407	B0ECKP000060	DIODE	1	PAVCCZ
	D408	B0ECKM000053	DIODE	1	PAVCCZ
	D409	B0ECKM000053	DIODE	1	PAVCCZ
	D410	B0ECKM000053	DIODE	1	PAVCCZ
	D411	B0HAGV000004	DIODE	1	
	D412	DB2X41500L	DIODE	1	PAVCCZ
⚠	D421	D4EAC6210002	VARISTOR	1	
⚠	D422	D4EAC6210002	VARISTOR	1	
	D451	B0JBSL000049	DIODE	1	PAVCCZ
	D452	B0ACCCJ000048	DIODE	1	
	D453	B0ACCCJ000048	DIODE	1	
	D454	B0ACCCJ000048	DIODE	1	
	D455	B0ACCCJ000048	DIODE	1	
	D456	DB2X41500L	DIODE	1	PAVCCZ
	D458	B0ACCCJ000048	DIODE	1	
	D459	B0JBSL000049	DIODE	1	PAVCCZ
	D463	B0ACCCJ000048	DIODE	1	
	D464	B0ACCCJ000048	DIODE	1	
	D501	B0ECKP000060	DIODE	1	PAVCCZ
	D531	B0BA01400009	ZENER DIODE	1	
	D532	B0BC5R600003	DIODE	1	

Model No. : TX-P46GT30E/J Parts List

Safety	Ref. No.	Part No.	Part Name & Description	Q'ty	Remarks
	D553	B0ACJ000048	DIODE	1	
	D554	B0ACJ000048	DIODE	1	
	D555	B0ACJ000048	DIODE	1	
	D556	B0ACJ000048	DIODE	1	
	D581	B0BC5R600003	DIODE	1	
	D583	B0BA3R100012	ZENER DIODE	1	PAVCCZ
	D584	B0BA3R100012	ZENER DIODE	1	PAVCCZ
	D601	B0ACJ000048	DIODE	1	
	D603	B0ECKM000053	DIODE	1	PAVCCZ
	D631	B0BC6R700006	DIODE	1	PAVCCZ
	D655	B0ACJ000048	DIODE	1	
	D656	B0ACJ000048	DIODE	1	
	D657	B0ACJ000048	DIODE	1	
	D658	B0ACJ000048	DIODE	1	
	D663	B0ACJ000048	DIODE	1	
	D664	B0ACJ000048	DIODE	1	
	D667	B0ACJ000048	DIODE	1	
	D670	B0ACJ000048	DIODE	1	
	D674	B0ACJ000048	DIODE	1	
	D681	B0BC7R500001	DIODE	1	
	D682	B0BC6R100010	DIODE	1	PAVCCZ
	D683	B0BC01000014	ZENER DIODE	1	
	D2820	B3AGB0000065	LED	1	PAVCCZ
	D2850	B3EB00000056	LED	1	PAVCCZ
	D2851	B3EB00000056	LED	1	PAVCCZ
	D2852	B3EB00000056	LED	1	PAVCCZ
	D2853	B3EB00000056	LED	1	PAVCCZ
	D3130	B0JCCE000008	DIODE	1	
	D4703	DZ2J056M0L	ZENER DIODE	1	
	D4704	B0JCCE000008	DIODE	1	
	D4720	DZ2J056M0L	ZENER DIODE	1	
	D4721	B0JCCE000008	DIODE	1	
	D4722	B0JCCE000008	DIODE	1	
	D4771	DZ2J056M0L	ZENER DIODE	1	
	D4773	B0JCCE000008	DIODE	1	
	D4774	DZ2J056M0L	ZENER DIODE	1	
	D4775	B0JCCE000008	DIODE	1	
	D4785	B0ECKM000048	DIODE	1	
	D5200	B0JCMD000066	ZENER DIODE	1	
	D5201	B0ACJ000048	DIODE	1	
	D5202	B0BC013A0007	DIODE	1	
	D5203	B0ACJ000048	DIODE	1	
	D5204	DZ2J033M0L	ZENER DIODE	1	
	D5205	B0ACJ000048	DIODE	1	
	D5206	B0ACJ000048	DIODE	1	
	D5207	B0ACJ000048	DIODE	1	
	D5441	B0JCPE000038	DIODE	1	
	D5904	B0JCMD000066	ZENER DIODE	1	
	D6775	B0ECKP000002	DIODE	1	
	D6777	B0ECKP000002	DIODE	1	
	D6778	B0JCMD000010	DIODE	1	
	D6779	B0JCND000029	DIODE	1	PAVCCZ
	D6780	B0JCND000029	DIODE	1	PAVCCZ
	D6781	B0JCPG000030	DIODE	1	
	D8708	DZ2J068M0L	ZENER DIODE	1	
	D8709	B0ADCJ000100	DIODE	1	
	D8711	B0ADCJ000100	DIODE	1	
	D8712	DZ2J068M0L	ZENER DIODE	1	
	D8713	DZ2J068M0L	ZENER DIODE	1	
	D8717	B0ACJ000048	DIODE	1	
	D8718	B0JCMD000066	ZENER DIODE	1	
	D8719	DZ2J068M0L	ZENER DIODE	1	




Model No. : TX-P46GT30E/J Parts List

Safety	Ref. No.	Part No.	Part Name & Description	Q'ty	Remarks
	D8720	B0ADCJ000100	DIODE	1	
	D8721	DZ2J068M0L	ZENER DIODE	1	
	D9806	B0ADCJ000100	DIODE	1	
	D9807	B0ADCJ000100	DIODE	1	
	F101	K5E103BZ0002	FUSE	1	
	F102	K5E103BZ0002	FUSE	1	
	F103	K5Y202Y00001	FUSE	1	PAVCCZ
	F301	K5Y502Y00001	FUSE	1	PAVCCZ
	FL8600	J0ZZB0000142	FILTER	1	
	FL8601	J0ZZB0000142	FILTER	1	
	FL8602	J0ZZB0000142	FILTER	1	
	IC201	C0DBBY000025	IC	1	PAVCCZ
	IC301	C0DABYY00025	IC	1	PAVCCZ
	IC351	C0DBEYY00078	IC	1	
	IC352	C0DAAYY00063	IC	1	PAVCCZ
	IC401	C0DAAYY00065	IC	1	PAVCCZ
	IC451	C0DBEYY00078	IC	1	
	IC453	C0ABBA000059	IC	1	PAVCCZ
	IC455	C0DBAYY00922	IC	1	PAVCCZ
	IC601	C0DBEYY00078	IC	1	
	IC651	C0BBBA000024	IC	1	
	IC652	C0DBEYY00078	IC	1	
	IC2001	C1ZBZ0004368	IC	1	PAVCCZ
	IC3001	C1AB00003384	IC	1	PAVCCZ
	IC4700	C1AB00003469	IC	1	PAVCCZ
	IC4701	C0DBGYY00578	IC	1	
	IC4800	C0DBGYY02190	IC	1	PAVCCZ
	IC4900	C1AB00003457	IC	1	PAVCCZ
	IC5000	AN34044A-VF	IC	1	PAVCCZ
	IC5200	C0DBAYY00932	IC	1	PAVCCZ
	IC5441	C0DBAYY01058	IC	1	PAVCCZ
	IC5900	C0DBAYY00931	IC	1	PAVCCZ
	IC5901	C1ZBZ0004339	IC	1	PAVCCZ
	IC6776	C0DBAGF00030	IC	1	
	IC6777	C0DBAYY00462	IC	1	
	IC6778	C1AB00003521	IC	1	PAVCCZ
	IC8000	MN2WS0200LE	IC	1	PAVCCZ
	IC8100	C0DBAYY00715	IC	1	
	IC8200	C3ABUY000009	IC	1	PAVCCZ
	IC8201	C3ABTY000025	IC	1	
	IC8403	C0JBAZ003032	IC	1	PAVCCZ
	IC8404	C0DBZYY00382	IC	1	PAVCCZ
	IC8601	C1CB00003239	IC	1	
	IC8602	C0DBZYY00368	IC	1	
	IC8603	C0DBZYY00368	IC	1	
	IC8606	C0DBZYY00450	IC	1	PAVCCZ
	IC8701	C0DBAYY00931	IC	1	PAVCCZ
	IC8702	C0DBAFG00029	IC	1	PAVCCZ
	IC8704	C0CBCAG00046	IC	1	
	IC8706	C0DBGYY00887	IC	1	
	IC8707	C0DBAYY00915	IC	1	PAVCCZ
	IC8709	C0DBAYY00915	IC	1	PAVCCZ
	IC8900	TVRS076AE	IC	1	PAVCCZ
	IC8901	TVR***	IC	1	
	IC8902	TVR***	IC	1	
	IC9300	C1AB00003461	IC	1	PAVCCZ
	IC9304	TVRS213AB	IC	1	PAVCCZ
	IC9400	C0JBAU000089	IC	1	PAVCCZ
	IC9401	C0JBAU000089	IC	1	PAVCCZ








Model No. : TX-P46GT30E/J Parts List

Safety	Ref. No.	Part No.	Part Name & Description	Q'ty	Remarks
	IC9402	C0JBAU000089	IC	1	PAVCCZ
	IC9500	C1AB00003461	IC	1	PAVCCZ
	IC9501	C0JBAU000010	IC	1	
	IC9860	C0DBAY00715	IC	1	
	JA1	D0GFR00J0005	M 0 OHM, J, 1/3W	1	PAVCCZ
	JA2	D0GFR00J0005	M 0 OHM, J, 1/3W	1	PAVCCZ
	JA3	D0GFR00J0005	M 0 OHM, J, 1/3W	1	PAVCCZ
	JA4	D0GFR00J0005	M 0 OHM, J, 1/3W	1	PAVCCZ
	JA5	D0GFR00J0005	M 0 OHM, J, 1/3W	1	PAVCCZ
	JA6	D0GFR00J0005	M 0 OHM, J, 1/3W	1	PAVCCZ
	JA7	D0GFR00J0005	M 0 OHM, J, 1/3W	1	PAVCCZ
	JA8	D0GFR00J0005	M 0 OHM, J, 1/3W	1	PAVCCZ
	JA10	D0GFR00J0005	M 0 OHM, J, 1/3W	1	PAVCCZ
	JA11	D0GFR00J0005	M 0 OHM, J, 1/3W	1	PAVCCZ
	JA14	D0GFR00J0005	M 0 OHM, J, 1/3W	1	PAVCCZ
	JA15	D0GFR00J0005	M 0 OHM, J, 1/3W	1	PAVCCZ
	JA16	D0GFR00J0005	M 0 OHM, J, 1/3W	1	PAVCCZ
	JA18	D0GFR00J0005	M 0 OHM, J, 1/3W	1	PAVCCZ
	JA19	D0GFR00J0005	M 0 OHM, J, 1/3W	1	PAVCCZ
	JA22	D0GFR00J0005	M 0 OHM, J, 1/3W	1	PAVCCZ
	JA23	D0GFR00J0005	M 0 OHM, J, 1/3W	1	PAVCCZ
	JA24	D0GFR00J0005	M 0 OHM, J, 1/3W	1	PAVCCZ
	JA26	D0GFR00J0005	M 0 OHM, J, 1/3W	1	PAVCCZ
	JA27	D0GFR00J0005	M 0 OHM, J, 1/3W	1	PAVCCZ
	JA28	D0GFR00J0005	M 0 OHM, J, 1/3W	1	PAVCCZ
	JA29	D0GFR00J0005	M 0 OHM, J, 1/3W	1	PAVCCZ
	JA30	D0GFR00J0005	M 0 OHM, J, 1/3W	1	PAVCCZ
	JA32	D0GFR00J0005	M 0 OHM, J, 1/3W	1	PAVCCZ
	JA34	D0GFR00J0005	M 0 OHM, J, 1/3W	1	PAVCCZ
	JA36	D0GFR00J0005	M 0 OHM, J, 1/3W	1	PAVCCZ
	JA37	D0GFR00J0005	M 0 OHM, J, 1/3W	1	PAVCCZ
	JA38	D0GFR00J0005	M 0 OHM, J, 1/3W	1	PAVCCZ
	JA39	D0GFR00J0005	M 0 OHM, J, 1/3W	1	PAVCCZ
	JA40	D0GFR00J0005	M 0 OHM, J, 1/3W	1	PAVCCZ
	JA42	D0GFR00J0005	M 0 OHM, J, 1/3W	1	PAVCCZ
	JA43	D0GFR00J0005	M 0 OHM, J, 1/3W	1	PAVCCZ
	JA45	D0GFR00J0005	M 0 OHM, J, 1/3W	1	PAVCCZ
	JA46	D0GFR00J0005	M 0 OHM, J, 1/3W	1	PAVCCZ
	JA48	D0GFR00J0005	M 0 OHM, J, 1/3W	1	PAVCCZ
	JA49	D0GFR00J0005	M 0 OHM, J, 1/3W	1	PAVCCZ
	JK3003	K1FY120E0001	CONNECTOR	1	PAVCCZ
	JK3100	K2HC104E0020	JACK	1	PAVCCZ
	JK3707	K2HC104E0020	JACK	1	PAVCCZ
	JK3708	K2HC104E0020	JACK	1	PAVCCZ
	JK3709	B3MBZ0000012	IC	1	PAVCCZ
	JK4700	K1FY119E0030	CONNECTOR	1	PAVCCZ
	JK4701	K1FY119E0030	CONNECTOR	1	PAVCCZ
	JK4702	K1FY119E0030	CONNECTOR	1	PAVCCZ
	JK4703	K1FY119E0030	CONNECTOR	1	PAVCCZ
	JK8301	K2LC108E0014	JACK	1	PAVCCZ
	JK8601	K1FY104B0065	CONNECTOR	1	PAVCCZ
	JK8602	K1FY104B0065	CONNECTOR	1	PAVCCZ
	JK8603	K1FY104B0065	CONNECTOR	1	PAVCCZ
	K1	K1KA08B00270	8P CONNECTOR	1	
	L192	EXCELSA35T	BEAD CHOKE	1	
	L202	EXCELD35V	BEAD CHOKE	1	
	L203	EXCELD35V	BEAD CHOKE	1	
	L354	G0C121Z00011	PEAKING COIL	1	PAVCCZ

Model No. : TX-P46GT30E/J Parts List

Safety	Ref. No.	Part No.	Part Name & Description	Q'ty	Remarks
	L401	G0A100ZA0023	CHOKE COIL	1	PAVCCZ
	L402	EXCELSA35T	BEAD CHOKE	1	
	L451	G0A100ZA0023	CHOKE COIL	1	PAVCCZ
	L2751	J0JHC0000045	CHIP INDUCTOR	1	
	L3100	J0JYC0000331	CHIP INDUCTOR	1	
	L3101	J0JYC0000331	CHIP INDUCTOR	1	
	L3104	J0JCC0000287	CHIP INDUCTOR	1	
	L3108	J0JCC0000287	CHIP INDUCTOR	1	
	L3111	J0JYC0000331	CHIP INDUCTOR	1	
	L3112	J0JYC0000331	CHIP INDUCTOR	1	
	L3113	J0JYC0000331	CHIP INDUCTOR	1	
	L3116	J0JYC0000331	CHIP INDUCTOR	1	
	L3119	J0JYC0000331	CHIP INDUCTOR	1	
	L3120	J0JYC0000331	CHIP INDUCTOR	1	
	L3300	J0ZZB0000150	FILTER	1	PAVCCZ
	L3301	J0ZZB0000150	FILTER	1	PAVCCZ
	L4702	J0JYC0000068	CHIP INDUCTOR	1	
	L4705	J0JYC0000068	CHIP INDUCTOR	1	
	L4708	J0JYC0000068	CHIP INDUCTOR	1	
	L4712	J0JHC0000045	CHIP INDUCTOR	1	
	L4717	J0JYC0000068	CHIP INDUCTOR	1	
	L4802	J0JGC0000020	CHIP INDUCTOR	1	
	L4803	G1CR39J00009	INDUCTION COIL	1	
	L4804	G1CR39J00009	INDUCTION COIL	1	
	L4805	J0JCC0000278	CHIP INDUCTOR	1	
	L4900	G1C150MA0426	INDUCTION COIL	1	PAVCCZ
	L4901	G1C150MA0426	INDUCTION COIL	1	PAVCCZ
	L4902	G1C150MA0426	INDUCTION COIL	1	PAVCCZ
	L4903	G1C150MA0426	INDUCTION COIL	1	PAVCCZ
	L5200	G1C100MA0496	INDUCTION COIL	1	PAVCCZ
	L5441	G1C4R7MA0445	INDUCTION COIL	1	PAVCCZ
	L5900	G1C6R8MA0445	INDUCTION COIL	1	PAVCCZ
	L6776	G1C4R7MA0445	INDUCTION COIL	1	PAVCCZ
	L6777	J0JGC0000020	CHIP INDUCTOR	1	
	L6782	G1C150MA0426	INDUCTION COIL	1	PAVCCZ
	L6783	G1C4R7ZA0240	INDUCTION COIL	1	
	L6784	J0JHC0000116	CHIP INDUCTOR	1	
	L8001	J0JCC0000287	CHIP INDUCTOR	1	
	L8002	J0JHC0000045	CHIP INDUCTOR	1	
	L8003	J0JHC0000045	CHIP INDUCTOR	1	
	L8004	J0JHC0000045	CHIP INDUCTOR	1	
	L8005	J0JKC0000021	CHIP INDUCTOR	1	
	L8006	J0JCC0000287	CHIP INDUCTOR	1	
	L8007	J0JCC0000287	CHIP INDUCTOR	1	
	L8100	G1C4R7MA0416	INDUCTION COIL	1	
	L8102	G1C3R3MA0460	INDUCTION COIL	1	PAVCCZ
	L8600	J0JHC0000045	CHIP INDUCTOR	1	
	L8601	J0JHC0000045	CHIP INDUCTOR	1	
	L8603	J0JHC0000045	CHIP INDUCTOR	1	
	L8604	J0JHC0000045	CHIP INDUCTOR	1	
	L8605	J0JHC0000045	CHIP INDUCTOR	1	
	L8702	G1C6R8MA0445	INDUCTION COIL	1	PAVCCZ
	L8703	G1C6R8MA0445	INDUCTION COIL	1	PAVCCZ
	L8704	G1C6R8MA0445	INDUCTION COIL	1	PAVCCZ
	L9303	J0JHC0000117	CHIP INDUCTOR	1	
	L9501	J0JHC0000117	CHIP INDUCTOR	1	
	L9860	G1C2R2MA0449	INDUCTION COIL	1	PAVCCZ
	L9861	G1C2R2MA0449	INDUCTION COIL	1	PAVCCZ
	LF101	G0B382KA0010	CHOKE COIL	1	PAVCCZ
	LF102	G0B382KA0010	CHOKE COIL	1	PAVCCZ
	LF103	G0B382KA0010	CHOKE COIL	1	PAVCCZ




Model No. : TX-P46GT30E/J Parts List

Safety	Ref. No.	Part No.	Part Name & Description	Q'ty	Remarks
	LF104	G0B382KA0010	CHOKE COIL	1	PAVCCZ
	P2	K1KY02B00012	2P CONNECTOR	1	
	P6	K1KA15BA0311	15P CONNECTOR	1	PAVCCZ
	P9	K1KA02B00295	2P CONNECTOR	1	
	P11	K1KY03B00006	3P CONNECTOR	1	
	P25	K1KA10BA0237	10P CONNECTOR	1	PAVCCZ
	P34	K1KA03BA0237	3P CONNECTOR	1	
	P35	K1KA04BA0237	4P CONNECTOR	1	
	P51	K1KY02B00012	2P CONNECTOR	1	
	P52	K1KY02B00012	2P CONNECTOR	1	
	P55	K1KY03B00006	3P CONNECTOR	1	
	P56	K1KY03B00006	3P CONNECTOR	1	
	P57	K1KA05B00211	5P CONNECTOR	1	PAVCCZ
	P58	K1KA05B00211	5P CONNECTOR	1	PAVCCZ
	P1MM10	TMM27463	CLAMPER	1	PAVCCZ
	P1MM11	TMM27463	CLAMPER	1	PAVCCZ
	P1MM12	TMM27463	CLAMPER	1	PAVCCZ
	P1MM13	TMM27463	CLAMPER	1	PAVCCZ
	P1MM14	TMM27463	CLAMPER	1	PAVCCZ
	P1MM15	TMM27463	CLAMPER	1	PAVCCZ
	P1MM16	TMM27463	CLAMPER	1	PAVCCZ
	P1MM17	TMM27463	CLAMPER	1	PAVCCZ
	P1MM18	TMM27463	CLAMPER	1	PAVCCZ
	P2MM10	TMM27463	CLAMPER	1	PAVCCZ
	P2MM11	TMM27463	CLAMPER	1	PAVCCZ
	P2MM12	TMM27463	CLAMPER	1	PAVCCZ
	P2MM13	TMM27463	CLAMPER	1	PAVCCZ
	P2MM14	TMM27463	CLAMPER	1	PAVCCZ
	P2MM15	TMM27463	CLAMPER	1	PAVCCZ
	PA451	K5H502YA0063	FUSE	1	PAVCCZ
	PA501	K5H502YA0063	FUSE	1	PAVCCZ
	PA2005	K5H4022A0031	FUSE	1	
	PA5201	K5H1022A0031	FUSE	1	
	PA5440	K5H5022A0031	FUSE	1	
	PA5900	K5H1022A0031	FUSE	1	
	PA6779	K5H1622A0031	FUSE	1	
	PA6780	K5H1622A0031	FUSE	1	
	PC101	B3PAA0000363	IC	1	
	PC302	B3PAA0000363	IC	1	
	PC402	B3PAA0000363	IC	1	
	PC501	B3PAA0000363	IC	1	
	PC602	B3PAA0000363	IC	1	
	PC603	B3PAA0000363	IC	1	
	Q101	B1CFNG000010	FET	1	
	Q102	DSA200100L	TRANSISTOR	1	
	Q201	B1CERR000060	FET	1	PAVCCZ
	Q202	B1CERR000060	FET	1	PAVCCZ
	Q203	B1ADMF000001	TRANSISTOR	1	PAVCCZ
	Q204	B1ADMF000001	TRANSISTOR	1	PAVCCZ
	Q301	B1CERR000056	FET	1	PAVCCZ
	Q302	B1CERR000056	FET	1	PAVCCZ
	Q354	DSC200100L	TRANSISTOR	1	
	Q374	B1DHBC000008	FET	1	
	Q375	B1CERM000033	FET	1	PAVCCZ
	Q376	B1ADMF000001	TRANSISTOR	1	PAVCCZ
	Q377	B1ABMD000022	TRANSISTOR	1	PAVCCZ

Model No. : TX-P46GT30E/J Parts List

Safety	Ref. No.	Part No.	Part Name & Description	Q'ty	Remarks
	Q451	B1CHRD000046	FET	1	PAVCCZ
	Q452	B1CBGD000001	FET	1	
	Q453	B1CBGD000001	FET	1	
	Q454	B1CHRD000046	FET	1	PAVCCZ
	Q455	B1CBGD000001	FET	1	
	Q456	B1CBGD000001	FET	1	
	Q457	B1DHBC000008	FET	1	
	Q458	B1CBGD000001	FET	1	
	Q459	B1CBGD000001	FET	1	
	Q460	B1CBGD000001	FET	1	
	Q462	B1CBGD000001	FET	1	
	Q463	B1CBGD000001	FET	1	
	Q501	B1AAPG000009	TRANSISTOR	1	PAVCCZ
	Q502	DSC200100L	TRANSISTOR	1	
	Q503	B1DHBC000008	FET	1	
	Q551	B1CBGD000001	FET	1	
	Q552	DSC200100L	TRANSISTOR	1	
	Q553	DSC200100L	TRANSISTOR	1	
	Q554	DSC200100L	TRANSISTOR	1	
	Q555	DSC200100L	TRANSISTOR	1	
	Q556	B1CBGD000001	FET	1	
	Q557	B1DHBC000008	FET	1	
	Q558	DSC200100L	TRANSISTOR	1	
	Q559	DSA200100L	TRANSISTOR	1	
	Q560	B1DHBC000008	FET	1	
	Q561	DSC200100L	TRANSISTOR	1	
	Q562	DSC200100L	TRANSISTOR	1	
	Q563	DSC200100L	TRANSISTOR	1	
	Q564	B1DHBC000008	FET	1	
	Q565	B1DHBC000008	FET	1	
	Q601	DSA200100L	TRANSISTOR	1	
	Q651	B1DHBC000008	FET	1	
	Q652	B1CBGD000001	FET	1	
	Q653	B1DHBC000008	FET	1	
	Q656	B1DHBC000008	FET	1	
	Q658	B1DHBC000008	FET	1	
	Q701	DSC200100L	TRANSISTOR	1	
	Q702	DSC200100L	TRANSISTOR	1	
	Q0900	DSA200100L	TRANSISTOR	1	
	Q2810	B1ABCE000015	TRANSISTOR	1	
	Q2811	B1ABCE000015	TRANSISTOR	1	
	Q2812	B1ABCE000015	TRANSISTOR	1	
	Q3008	DSA200100L	TRANSISTOR	1	
	Q3102	B1Aafb000004	TRANSISTOR	1	PAVCCZ
	Q3103	B1Aafb000004	TRANSISTOR	1	PAVCCZ
	Q3104	B1Aafb000004	TRANSISTOR	1	PAVCCZ
	Q3105	B1Aafb000004	TRANSISTOR	1	PAVCCZ
	Q4512	B1HFCFA00026	TRANSISTOR	1	
	Q4513	DSA2001S0L	TRANSISTOR	1	
	Q4700	B1ABCF000231	TRANSISTOR	1	
	Q4702	B1ABCF000231	TRANSISTOR	1	
	Q4709	B1ABCF000231	TRANSISTOR	1	
	Q4710	B1ABCF000231	TRANSISTOR	1	
	Q4970	DSA200100L	TRANSISTOR	1	
	Q4971	B1Aafb000004	TRANSISTOR	1	PAVCCZ
	Q4972	B1Aafb000004	TRANSISTOR	1	PAVCCZ
	Q4974	DSC2001S0L	TRANSISTOR	1	
	Q6775	B1CFQD000001	FET	1	
	Q8100	B1CFRD000077	FET	1	PAVCCZ
	Q8101	B1CFRD000077	FET	1	PAVCCZ
	Q8102	B1MBEDA00027	FET	1	
	Q8709	DSA200100L	TRANSISTOR	1	

Model No. : TX-P46GT30E/J Parts List

Safety	Ref. No.	Part No.	Part Name & Description	Q'ty	Remarks
	Q8710	DSA200100L	TRANSISTOR	1	
	Q8711	DSC2001S0L	TRANSISTOR	1	
	Q9860	B1MBEDA00027	FET	1	
	Q9861	B1MBEDA00027	FET	1	
	R004	D0GBR00J0004	M 0 OHM J 1/10W	1	
	R101	D0B1185JA033	M 1.8 MOHM J 1 W	1	PAVCCZ
	R102	D0B1825JA033	M 8.2 MOHM J 1 W	1	
	R103	D1F5150Y0001	F 150 OHM, 5W	1	PAVCCZ
	R104	D0D54R7J0002	M 4.7 OHM, J, 2W	1	PAVCCZ
	R105	D1BD2003A066	M 200KOHM.F.1/8W	1	PAVCCZ
	R106	D1BD2003A066	M 200KOHM.F.1/8W	1	PAVCCZ
	R107	D1BD2003A066	M 200KOHM.F.1/8W	1	PAVCCZ
	R108	D1BD2003A066	M 200KOHM.F.1/8W	1	PAVCCZ
	R109	D1BD2003A066	M 200KOHM.F.1/8W	1	PAVCCZ
	R110	D1BD1003A066	M 100KOHM, J.1/8 W	1	PAVCCZ
	R111	D1BD2003A066	M 200KOHM.F.1/8W	1	PAVCCZ
	R113	D0D5180J0002	M 18 OHM, J, 2W	1	PAVCCZ
	R114	D1BD1003A066	M 100KOHM, J.1/8 W	1	PAVCCZ
	R115	D1BD1003A066	M 100KOHM, J.1/8 W	1	PAVCCZ
	R116	D1BB2202A073	M 22KOHM, J.1/10W	1	PAVCCZ
	R117	D1BB2202A073	M 22KOHM, J.1/10W	1	PAVCCZ
	R118	D1BB2203A073	M 220KOHM, J.1/10W	1	PAVCCZ
	R121	D0GBR00J0004	M 0 OHM J 1/10W	1	
	R201	D1BD3303A066	M330KOHM.F.1/8W	1	PAVCCZ
	R202	D1BD3303A066	M330KOHM.F.1/8W	1	PAVCCZ
	R203	D1BD3303A066	M330KOHM.F.1/8W	1	PAVCCZ
	R204	D1BD3303A066	M330KOHM.F.1/8W	1	PAVCCZ
	R205	D1BD3303A066	M330KOHM.F.1/8W	1	PAVCCZ
	R206	D1BD3003A066	M 300KOHM.F.1/8W	1	PAVCCZ
	R207	D1BB2002A073	M 20KOHM, J.1/10W	1	PAVCCZ
	R209	D1BD7503A066	M 750KOHM, F.1/8W	1	PAVCCZ
	R210	D1BB1002A073	M 10KOHM, J.1/10W	1	PAVCCZ
	R211	D1BD2202A066	M 22KOHM, F.1/8W	1	PAVCCZ
	R212	D1BB1802A073	M 18KOHM, J.1/10W	1	PAVCCZ
	R213	D1BB1502A073	M 15KOHM, J.1/10W	1	PAVCCZ
	R214	D1BB1802A073	M 18KOHM, J.1/10W	1	PAVCCZ
	R215	D1BB1502A073	M 15KOHM, J.1/10W	1	PAVCCZ
	R217	D1BD51R0A066	M0.51KOHM, F.1/8W	1	PAVCCZ
	R219	D0GDR00J0004	M 0 OHM, 1/8W	1	
	R220	D1DE100JA019	M 100 OHM, 1/4W	1	PAVCCZ
	R221	D1BB2202A073	M 22KOHM, J.1/10W	1	PAVCCZ
	R224	D0XGR10J0007	M 0.10OHM, J, 5W	1	
	R225	D0XGR10J0007	M 0.10OHM, J, 5W	1	
	R227	D1BD51R0A066	M0.51KOHM, F.1/8W	1	PAVCCZ
	R229	D0GDR00J0004	M 0 OHM, 1/8W	1	
	R230	D1DE100JA019	M 100 OHM, 1/4W	1	PAVCCZ
	R231	D1BB2202A073	M 22KOHM, J.1/10W	1	PAVCCZ
	R234	D0XGR10J0007	M 0.10OHM, J, 5W	1	
	R235	D0XGR10J0007	M 0.10OHM, J, 5W	1	
	R236	D1BB2200A073	M 220 OHM, J.1/10W	1	PAVCCZ
	R237	D1BB2200A073	M 220 OHM, J.1/10W	1	PAVCCZ
	R238	D1BB5103A073	M510KOHM, J.1/10W	1	PAVCCZ
	R239	D1BB5103A073	M510KOHM, J.1/10W	1	PAVCCZ
	R247	D0GDR00J0004	M 0 OHM, 1/8W	1	
	R250	D1BB1800A073	M 180 OHM, J.1/10W	1	PAVCCZ
	R251	D1BB1200A073	M 120 OHM, J.1/10W	1	PAVCCZ
	R252	D1BB1800A073	M 180 OHM, J.1/10W	1	PAVCCZ
	R253	D1BB1200A073	M 120 OHM, J.1/10W	1	PAVCCZ
	R258	D1BD51R0A066	M0.51KOHM, F.1/8W	1	PAVCCZ
	R259	D1BD51R0A066	M0.51KOHM, F.1/8W	1	PAVCCZ
	R260	D1BD3303A066	M330KOHM.F.1/8W	1	PAVCCZ

Model No. : TX-P46GT30E/J Parts List

Safety	Ref. No.	Part No.	Part Name & Description	Q'ty	Remarks
	R261	D1BD3303A066	M330KOHM.F.1/8W	1	PAVCCZ
	R262	D1BD3303A066	M330KOHM.F.1/8W	1	PAVCCZ
	R263	D1BD1603A066	M 160KOHM.F.1/8W	1	PAVCCZ
	R301	D1BD3303A066	M330KOHM.F.1/8W	1	PAVCCZ
	R302	D1BD3303A066	M330KOHM.F.1/8W	1	PAVCCZ
	R303	D1BD3303A066	M330KOHM.F.1/8W	1	PAVCCZ
	R304	D1BD3303A066	M330KOHM.F.1/8W	1	PAVCCZ
	R305	D1BD3303A066	M330KOHM.F.1/8W	1	PAVCCZ
	R306	D1BD1002A066	M 10KOHM,J.1/8W	1	PAVCCZ
	R307	D1BD3301A066	M 3.3KOHM,F.1/8W	1	PAVCCZ
	R308	D1BD4702A066	M 47KOHM,F.1/8W	1	PAVCCZ
	R309	D1BD5600A066	M 560 OHM,F.1/8W	1	PAVCCZ
	R310	D1BD4700A066	M 470 OHM,F.1/8W	1	PAVCCZ
	R311	D1BD1200A066	M 120 OHM,J.1/8W	1	PAVCCZ
	R312	D1BD33R0A066	M 33 OHM, F.1/8W	1	PAVCCZ
	R313	D1BD10R0A066	M 10 OHM, F. 1/8W	1	PAVCCZ
	R314	D1DE2R2JA019	M 2.2 OHM, 1/4W	1	PAVCCZ
	R315	D1BB2202A073	M 22KOHM, J.1/10W	1	PAVCCZ
	R316	D1BD10R0A066	M 10 OHM, F. 1/8W	1	PAVCCZ
	R317	D1DE2R2JA019	M 2.2 OHM, 1/4W	1	PAVCCZ
	R318	D1BB2202A073	M 22KOHM, J.1/10W	1	PAVCCZ
	R319	D1BD10R0A066	M 10 OHM, F. 1/8W	1	PAVCCZ
	R320	D1BD3303A066	M330KOHM.F.1/8W	1	PAVCCZ
	R321	D1BD3303A066	M330KOHM.F.1/8W	1	PAVCCZ
	R322	D1BD3303A066	M330KOHM.F.1/8W	1	PAVCCZ
	R323	D1BD1603A066	M 160KOHM.F.1/8W	1	PAVCCZ
	R351	D1BB6202A073	M 62KOHM, J.1/10W	1	PAVCCZ
	R352	D1BB6202A073	M 62KOHM, J.1/10W	1	PAVCCZ
	R353	D1BB6202A073	M 62KOHM, J.1/10W	1	PAVCCZ
	R354	D1BB7502A073	M 75KOHM, J.1/10W	1	PAVCCZ
	R355	D1BB7502A073	M 75KOHM, J.1/10W	1	PAVCCZ
	R356	D1BB7502A073	M 75KOHM, J.1/10W	1	PAVCCZ
	R357	D1BB5101A073	M 5.1KOHM, J.1/10W	1	PAVCCZ
	R358	D1BB4702A073	M 47KOHM, J.1/10W	1	PAVCCZ
	R359	D0GBR00J0004	M 0 OHM J 1/10W	1	
	R360	D1BB2201A073	M 2.2KOHM, J.1/10W	1	PAVCCZ
	R361	D1BD1001A066	M 1KOHM, J.1/8W	1	PAVCCZ
	R369	D1BD4701A066	M 4.7KOHM, F.1/8W	1	PAVCCZ
	R370	D1BD4701A066	M 4.7KOHM, F.1/8W	1	PAVCCZ
	R371	D1BD4701A066	M 4.7KOHM, F.1/8W	1	PAVCCZ
	R372	D1BD4701A066	M 4.7KOHM, F.1/8W	1	PAVCCZ
	R373	D1BD1002A066	M 10KOHM, J.1/8W	1	PAVCCZ
	R374	D1BB1002A073	M 10KOHM, J.1/10W	1	PAVCCZ
	R375	D1BB4701A073	M 4.7KOHM, J.1/10W	1	PAVCCZ
	R376	D1BB4701A073	M 4.7KOHM, J.1/10W	1	PAVCCZ
	R377	D1BB2003A073	M 200KOHM, J.1/10W	1	PAVCCZ
	R378	D1DE330J0001	M 330 OHM, 1/4W	1	PAVCCZ
	R379	D1BB2702A073	M 27KOHM, J.1/10W	1	PAVCCZ
	R380	D1BB3303A073	M 330KOHM, J.1/10W	1	PAVCCZ
	R381	D1BB1803A073	M 18KOHM, J.1/10W	1	PAVCCZ
	R382	D1BB1003A073	M 100KOHM, J.1/10W	1	PAVCCZ
	R383	D1BD8202A066	M 750KOHM, F.1/8W	1	PAVCCZ
	R384	D1BD1003A066	M 100KOHM, J.1/8 W	1	PAVCCZ
	R385	D1BD1202A066	M 12KOHM, F.1/8W	1	PAVCCZ
	R386	D1BD6200A066	M 620 OHM, F.1/8W	1	PAVCCZ
	R387	D1BD1601A066	M 1.6KOHM, F.1/8W	1	PAVCCZ
	R388	ERG1SJ473P	M 47KOHM, J, 1W	1	
	R389	ERG2SJ104P	M 100KOHM, J, 2W	1	
	R390	D1BD1003A066	M 100KOHM, J.1/8 W	1	PAVCCZ
	R391	D1BD1001A066	M 1KOHM, J.1/8W	1	PAVCCZ
	R393	D1BD2001A066	M 2.0KOHM, F.1/8W	1	PAVCCZ
	R394	D0GDR00J0004	M 0 OHM, 1/8W	1	

Model No. : TX-P46GT30E/J Parts List

Safety	Ref. No.	Part No.	Part Name & Description	Q'ty	Remarks
	R399	D0GBR00J0004	M 0 OHM J 1/10W	1	
	R401	D1DE470JA022	M 470 OHM, 1/4W	1	PAVCCZ
	R403	D0XGR22J0005	M 0.22OHM, J, 5W	1	PAVCCZ
	R405	D1BD1003A066	M 100KOHM, J.1/8 W	1	PAVCCZ
	R406	D1BD2202A066	M 22KOHM, F.1/8W	1	PAVCCZ
	R407	D1BB2201A073	M 2.2KOHM, J.1/10W	1	PAVCCZ
	R408	ERG2DG224	M 220KOHM.G.2W	1	PAVCCZ
	R409	ERG2DG224	M 220KOHM.G.2W	1	PAVCCZ
	R410	ERG2DG224	M 220KOHM.G.2W	1	PAVCCZ
	R411	D1BD1004A066	M100KOHM, F.1/8W	1	PAVCCZ
	R412	D1BD1002A066	M 10KOHM, J.1/8W	1	PAVCCZ
	R413	ERG2DG224	M 220KOHM.G.2W	1	PAVCCZ
	R441	D1BB6803A073	M680KOHM, J.1/10W	1	PAVCCZ
	R442	D1BB1003A073	M 100KOHM, J.1/10W	1	PAVCCZ
	R445	D0GBR00J0004	M 0 OHM J 1/10W	1	
	R447	D1BB2200A073	M 220 OHM, J.1/10W	1	PAVCCZ
	R448	D1BD3003A066	M 300KOHM.F.1/8W	1	PAVCCZ
	R449	D1BD2003A066	M 200KOHM.F.1/8W	1	PAVCCZ
	R451	D1BD3901A066	M 3.9KOHM, F.1/8W	1	PAVCCZ
	R452	D1BB2702A073	M 27KOHM, J.1/10W	1	PAVCCZ
	R453	D1BB2702A073	M 27KOHM, J.1/10W	1	PAVCCZ
	R454	D1BD6201A066	M 6.2KOHM, F.1/8W	1	PAVCCZ
	R455	D1BD3901A066	M 3.9KOHM, F.1/8W	1	PAVCCZ
	R456	D1BB1202A073	M 120 OHM, J.1/10W	1	PAVCCZ
	R457	D1BB3301A073	M 3.3KOHM, J.1/10W	1	PAVCCZ
	R458	D1BB1203A073	M 120KOHM, J.1/10W	1	PAVCCZ
	R459	D1BB2003A073	M 200KOHM, J.1/10W	1	PAVCCZ
	R460	D1BB2201A073	M 2.2KOHM, J.1/10W	1	PAVCCZ
	R461	D1BD2003A066	M 200KOHM.F.1/8W	1	PAVCCZ
	R462	D1BB1001A073	M 100 OHM, J.1/10W	1	PAVCCZ
	R463	D1BB1203A073	M 120KOHM, J.1/10W	1	PAVCCZ
	R464	D1BB2203A073	M 220KOHM, J.1/10W	1	PAVCCZ
	R465	D1BB1202A073	M 120 OHM, J.1/10W	1	PAVCCZ
	R466	D1BB1003A073	M 100KOHM, J.1/10W	1	PAVCCZ
	R467	D1BB1001A073	M 100 OHM, J.1/10W	1	PAVCCZ
	R468	D0XGR10J0007	M 0.10OHM, J, 5W	1	
	R469	D0GBR00J0004	M 0 OHM J 1/10W	1	
	R471	D0GBR00J0004	M 0 OHM J 1/10W	1	
	R473	D1BB1002A073	M 10KOHM, J.1/10W	1	PAVCCZ
	R474	D1BB1002A073	M 10KOHM, J.1/10W	1	PAVCCZ
	R476	D1BB1003A073	M 100KOHM, J.1/10W	1	PAVCCZ
	R477	D1BB1003A073	M 100KOHM, J.1/10W	1	PAVCCZ
	R478	D1BB6802A073	M 68KOHM, J.1/10W	1	PAVCCZ
	R483	D1BB8202A073	M 82KOHM, J.1/10W	1	PAVCCZ
	R484	D0GBR00J0004	M 0 OHM J 1/10W	1	
	R485	D1BB2702A073	M 27KOHM, J.1/10W	1	PAVCCZ
	R486	ERX1SJ3R9	M 3.9 OHM, J, 1W	1	PAVCCZ
	R487	D1BB4702A073	M 47KOHM, J.1/10W	1	PAVCCZ
	R488	D1BD1003A066	M 100KOHM, J.1/8 W	1	PAVCCZ
	R489	D1BD1303A066	M 130KOHM.F.1/8W	1	PAVCCZ
	R490	D1BD2003A066	M 200KOHM.F.1/8W	1	PAVCCZ
	R491	D1BB1000A073	M 100 OHM, J.1/10W	1	PAVCCZ
	R492	D1BB1503A073	M 150KOHM, J.1/10W	1	PAVCCZ
	R493	D1BD3003A066	M 300KOHM.F.1/8W	1	PAVCCZ
	R496	D0GBR00J0004	M 0 OHM J 1/10W	1	
	R497	D1BB1002A073	M 10KOHM, J.1/10W	1	PAVCCZ
	R498	D1BB1002A073	M 10KOHM, J.1/10W	1	PAVCCZ
	R502	D1BD3900A066	M 390 OHM, F.1/8W	1	PAVCCZ
	R503	D1BD1004A066	M1000KOHM, F.1/8W	1	PAVCCZ
	R505	D1BB4701A073	M 4.7KOHM, J.1/10W	1	PAVCCZ
	R506	D1BB1002A073	M 10KOHM, J.1/10W	1	PAVCCZ
	R507	D1BB4701A073	M 4.7KOHM, J.1/10W	1	PAVCCZ

Model No. : TX-P46GT30E/J Parts List

Safety	Ref. No.	Part No.	Part Name & Description	Q'ty	Remarks
	R508	D1BB4701A073	M 4.7KOHM, J.1/10W	1	PAVCCZ
	R512	ERG2SJ222H	M 2.2KOHM, J, 2W	1	
	R513	D1BB1001A073	M 100 OHM, J.1/10W	1	PAVCCZ
	R514	D1BD1004A066	M1000KOHM, F.1/8W	1	PAVCCZ
	R515	D1BB1002A073	M 10KOHM, J.1/10W	1	PAVCCZ
	R516	D1BB1002A073	M 10KOHM, J.1/10W	1	PAVCCZ
	R517	D1BB1001A073	M 100 OHM, J.1/10W	1	PAVCCZ
	R518	D1BD3900A066	M 390 OHM, F.1/8W	1	PAVCCZ
	R519	D1BD3900A066	M 390 OHM, F.1/8W	1	PAVCCZ
	R550	D1DE2R2JA019	M 2.2 OHM, 1/4W	1	PAVCCZ
	R551	D1BB4703A073	M470KOHM, J.1/10W	1	PAVCCZ
	R552	D1BB4703A073	M470KOHM, J.1/10W	1	PAVCCZ
	R553	D1BB6801A073	M 6.8KOHM, J.1/10W	1	PAVCCZ
	R554	D1BB6803A073	M680KOHM, J.1/10W	1	PAVCCZ
	R555	D1BB1003A073	M 100KOHM, J.1/10W	1	PAVCCZ
	R556	D1BB1503A073	M 150KOHM, J.1/10W	1	PAVCCZ
	R557	D1BB3001A073	M 3.0KOHM, J.1/10W	1	PAVCCZ
	R558	D1BB4702A073	M 47KOHM, J.1/10W	1	PAVCCZ
	R559	D1BB1002A073	M 10KOHM, J.1/10W	1	PAVCCZ
	R560	D1BB1002A073	M 10KOHM, J.1/10W	1	PAVCCZ
	R561	D1BB4701A073	M 4.7KOHM, J.1/10W	1	PAVCCZ
	R562	D1BB1002A073	M 10KOHM, J.1/10W	1	PAVCCZ
	R563	D1BB1003A073	M 100KOHM, J.1/10W	1	PAVCCZ
	R564	D1BB3301A073	M 3.3KOHM, J.1/10W	1	PAVCCZ
	R565	D1BB3302A073	M 33KOHM, J.1/10W	1	PAVCCZ
	R566	D1BB1002A073	M 10KOHM, J.1/10W	1	PAVCCZ
	R567	D1BB3302A073	M 33KOHM, J.1/10W	1	PAVCCZ
	R568	D1BB2202A073	M 22KOHM, J.1/10W	1	PAVCCZ
	R569	D1BB1002A073	M 10KOHM, J.1/10W	1	PAVCCZ
	R570	D1BB1002A073	M 10KOHM, J.1/10W	1	PAVCCZ
	R571	D1BB4701A073	M 4.7KOHM, J.1/10W	1	PAVCCZ
	R572	D1BB4701A073	M 4.7KOHM, J.1/10W	1	PAVCCZ
	R573	D1BB1002A073	M 10KOHM, J.1/10W	1	PAVCCZ
	R574	D1BB1002A073	M 10KOHM, J.1/10W	1	PAVCCZ
	R576	D1BB1001A073	M 100 OHM, J.1/10W	1	PAVCCZ
	R577	D1BB1001A073	M 100 OHM, J.1/10W	1	PAVCCZ
	R578	D1BB5600A073	M 560 OHMJ.1/10W	1	PAVCCZ
	R579	D1BB1001A073	M 100 OHM, J.1/10W	1	PAVCCZ
	R580	D1BB1001A073	M 100 OHM, J.1/10W	1	PAVCCZ
	R581	DOGDR00J0004	M 0 OHM, 1/8W	1	
	R582	DOGDR00J0004	M 0 OHM, 1/8W	1	
	R583	D1BB6802A073	M 68KOHM, J.1/10W	1	PAVCCZ
	R584	D1BB6802A073	M 68KOHM, J.1/10W	1	PAVCCZ
	R585	D1BB4703A073	M470KOHM, J.1/10W	1	PAVCCZ
	R586	D1BB4703A073	M470KOHM, J.1/10W	1	PAVCCZ
	R587	D1BB1503A073	M 150KOHM, J.1/10W	1	PAVCCZ
	R588	D1BB1002A073	M 10KOHM, J.1/10W	1	PAVCCZ
	R589	D1BB4702A073	M 47KOHM, J.1/10W	1	PAVCCZ
	R590	D1BB4703A073	M470KOHM, J.1/10W	1	PAVCCZ
	R591	D1BB1002A073	M 10KOHM, J.1/10W	1	PAVCCZ
	R592	D1BB1002A073	M 10KOHM, J.1/10W	1	PAVCCZ
	R593	D1BB4701A073	M 4.7KOHM, J.1/10W	1	PAVCCZ
	R594	D1BB4701A073	M 4.7KOHM, J.1/10W	1	PAVCCZ
	R595	D1BB3001A073	M 3.0KOHM, J.1/10W	1	PAVCCZ
	R596	D1BB4701A073	M 4.7KOHM, J.1/10W	1	PAVCCZ
	R597	D1BB1002A073	M 10KOHM, J.1/10W	1	PAVCCZ
	R598	D1BB4701A073	M 4.7KOHM, J.1/10W	1	PAVCCZ
	R601	D1BD3903A066	M 390KOHM, F. 1/8W	1	PAVCCZ
	R602	D1BD3903A066	M 390KOHM, F. 1/8W	1	PAVCCZ
	R603	D1BD3903A066	M 390KOHM, F. 1/8W	1	PAVCCZ
	R604	D1BD3903A066	M 390KOHM, F. 1/8W	1	PAVCCZ
	R605	D1BD3903A066	M 390KOHM, F. 1/8W	1	PAVCCZ

Model No. : TX-P46GT30E/J Parts List

Safety	Ref. No.	Part No.	Part Name & Description	Q'ty	Remarks
	R606	D1BD3903A066	M 390KOHM,F. 1/8W	1	PAVCCZ
	R607	D1BD3903A066	M 390KOHM,F. 1/8W	1	PAVCCZ
	R608	D1BB2002A073	M 20KOHM,J.1/10W	1	PAVCCZ
	R609	D1BB1003A073	M 100KOHM,J.1/10W	1	PAVCCZ
	R610	D1BB5600A073	M 560 OHMJ.1/10W	1	PAVCCZ
	R611	D1BB1001A073	M 100 OHM,J.1/10W	1	PAVCCZ
	R612	D1BB5600A073	M 560 OHMJ.1/10W	1	PAVCCZ
	R613	D1BD5600A066	M 560 OHM,F.1/8W	1	PAVCCZ
	R614	D1BB1002A073	M 10KOHM,J.1/10W	1	PAVCCZ
	R615	D1BB1002A073	M 10KOHM,J.1/10W	1	PAVCCZ
	R616	D1BD3903A066	M 390KOHM,F. 1/8W	1	PAVCCZ
	R617	D1BD3303A066	M330KOHM.F.1/8W	1	PAVCCZ
	R618	D1BD1002A066	M 10KOHM,J.1/8W	1	PAVCCZ
	R619	D0GBR00J0004	M 0 OHM J 1/10W	1	
	R620	D0GBR00J0004	M 0 OHM J 1/10W	1	
	R621	D1BB1003A073	M 100KOHM,J.1/10W	1	PAVCCZ
	R635	D1BB4701A073	M 4.7KOHM,J.1/10W	1	PAVCCZ
	R636	D1BB4701A073	M 4.7KOHM,J.1/10W	1	PAVCCZ
	R637	D1BD22R0A066	M 0.22 OHM,F.1/8W	1	PAVCCZ
	R648	D1BB3303A073	M 330KOHM,J.1/10W	1	PAVCCZ
	R650	D1BB9102A073	M 91KOHM,J.1/10W	1	PAVCCZ
	R651	D1BB9102A073	M 91KOHM,J.1/10W	1	PAVCCZ
	R653	D1BB9102A073	M 91KOHM,J.1/10W	1	PAVCCZ
	R654	D1BB8202A073	M 82KOHM,J.1/10W	1	PAVCCZ
	R655	D1BB8202A073	M 82KOHM,J.1/10W	1	PAVCCZ
	R656	D1BB8202A073	M 82KOHM,J.1/10W	1	PAVCCZ
	R657	D1BB1502A073	M 15KOHM,J.1/10W	1	PAVCCZ
	R658	D1BB3902A073	M 39KOHM,J.1/10W	1	PAVCCZ
	R659	D1BB1002A073	M 10KOHM,J.1/10W	1	PAVCCZ
	R660	D1BB1002A073	M 10KOHM,J.1/10W	1	PAVCCZ
	R661	D1BB1002A073	M 10KOHM,J.1/10W	1	PAVCCZ
	R662	D1BB1502A073	M 15KOHM,J.1/10W	1	PAVCCZ
	R663	D1BB3001A073	M 3.0KOHM,J.1/10W	1	PAVCCZ
	R666	D1BB4701A073	M 4.7KOHM,J.1/10W	1	PAVCCZ
	R667	D1BB3601A073	M 3.6KOHM,J.1/10W	1	PAVCCZ
	R668	D1BB2201A073	M 2.2KOHM,J.1/10W	1	PAVCCZ
	R669	D1BB4701A073	M 4.7KOHM,J.1/10W	1	PAVCCZ
	R670	D1BB3601A073	M 3.6KOHM,J.1/10W	1	PAVCCZ
	R671	D1BB2201A073	M 2.2KOHM,J.1/10W	1	PAVCCZ
	R672	D1BB1003A073	M 100KOHM,J.1/10W	1	PAVCCZ
	R673	D1BB6801A073	M 6.8KOHM,J.1/10W	1	PAVCCZ
	R674	D1BB1202A073	M 120 OHM,J.1/10W	1	PAVCCZ
	R675	D1BB1802A073	M 18KOHM,J.1/10W	1	PAVCCZ
	R678	D1BB1003A073	M 100KOHM,J.1/10W	1	PAVCCZ
	R679	D1BB4701A073	M 4.7KOHM,J.1/10W	1	PAVCCZ
	R680	D1BB4701A073	M 4.7KOHM,J.1/10W	1	PAVCCZ
	R681	D1BB1003A073	M 100KOHM,J.1/10W	1	PAVCCZ
	R682	D1BB2203A073	M 220KOHM,J.1/10W	1	PAVCCZ
	R684	D1BB1001A073	M 100 OHM,J.1/10W	1	PAVCCZ
	R685	D1BB2203A073	M 220KOHM,J.1/10W	1	PAVCCZ
	R686	D1BB4701A073	M 4.7KOHM,J.1/10W	1	PAVCCZ
	R688	D1BB4701A073	M 4.7KOHM,J.1/10W	1	PAVCCZ
	R693	D1BD1000A066	M 100 OHM,J.1/8W	1	PAVCCZ
	R694	D1BB1001A073	M 100 OHM,J.1/10W	1	PAVCCZ
	R696	D1BB4701A073	M 4.7KOHM,J.1/10W	1	PAVCCZ
	R697	D1BB4701A073	M 4.7KOHM,J.1/10W	1	PAVCCZ
	R701	D0GBR00J0004	M 0 OHM J 1/10W	1	
	R703	D1BB1603A073	M 160KOHM,J.1/10W	1	PAVCCZ
	R704	D1BB4702A073	M 47KOHM,J.1/10W	1	PAVCCZ
	R705	D1BB1002A073	M 10KOHM,J.1/10W	1	PAVCCZ
	R706	D1BB1002A073	M 10KOHM,J.1/10W	1	PAVCCZ
	R707	D1BB1203A073	M 120KOHM,J.1/10W	1	PAVCCZ

Model No. : TX-P46GT30E/J Parts List

Safety	Ref. No.	Part No.	Part Name & Description	Q'ty	Remarks
	R708	D1BB1202A073	M 120 OHM, J.1/10W	1	PAVCCZ
	R709	D1BB1002A073	M 10KOHM, J.1/10W	1	PAVCCZ
	R710	D1BB1002A073	M 10KOHM, J.1/10W	1	PAVCCZ
	R0902	D0GA473JA015	M 47KOHM, J,1/16W	1	
	R0903	D0GA272JA023	M 2.7KOHM, J.1/16W	1	
	R0904	D0GA272JA023	M 2.7KOHM, J.1/16W	1	
	R0905	D0GA272JA023	M 2.7KOHM, J.1/16W	1	
	R0906	D0GA272JA023	M 2.7KOHM, J.1/16W	1	
	R0907	D0GA272JA023	M 2.7KOHM, J.1/16W	1	
	R0908	D0GA272JA023	M 2.7KOHM, J.1/16W	1	
	R0909	D0GA272JA023	M 2.7KOHM, J.1/16W	1	
	R0910	D0GA272JA023	M 2.7KOHM, J.1/16W	1	
	R0911	EXB28V332J	M 3.3 KOHM 1/32 W	1	
	R0912	D0GA101JA015	M 100 OHM, J,1/16W	1	
	R0913	D0GA101JA015	M 100 OHM, J,1/16W	1	
	R0951	D0GA473JA015	M 47KOHM, J,1/16W	1	
	R0952	D0GA102JA023	M1KOHM, J.1/16 W	1	
	R1201	D0GA103JA015	M 10KOHM, J,1/16W	1	
	R1202	D0GA103JA015	M 10KOHM, J,1/16W	1	
	R1304	D0GA103JA015	M 10KOHM, J,1/16W	1	
	R1350	D0GA103JA015	M 10KOHM, J,1/16W	1	
	R2012	D0GA103JA015	M 10KOHM, J,1/16W	1	
	R2752	D0GA184JA023	M 180KOHM J.1/16W	1	
	R2753	D0GB102JA065	M 1KOHM, J,1/10W	1	
	R2810	D0GB470JA065	M 47 OHM, J,1/10W	1	
	R2811	D0GB104JA065	M 100KOHM J 1/10W	1	
	R2812	D0GB224JA065	M 220KOHM, J,1/10W	1	PAVCCZ
	R2813	D0GB223JA065	M 22KOHM, J,1/10W	1	PAVCCZ
	R2814	D0GB103JA065	M 10K OHM J 1/10W	1	
	R2815	D0GB473JA065	M 47KOHM J. 1/10W	1	PAVCCZ
	R2816	D1BB1621A055	M1.62KOHM, J.1/10W	1	
	R2817	D0GB223JA065	M 22KOHM, J,1/10W	1	PAVCCZ
	R2818	D0GB473JA065	M 47KOHM J. 1/10W	1	PAVCCZ
	R2819	D1BB4301A055	M4.30KOHM, J.1/10W	1	
	R3001	D0GA102JA023	M1KOHM, J.1/16 W	1	
	R3002	D0GA122JA023	M 1.2KOHM, J,1/16W	1	
	R3104	D0GBR00J0004	M 0 OHM J 1/10W	1	
	R3106	D0GA333JA023	M 33KOHM, J,1/16W	1	
	R3107	D0GA333JA023	M 33KOHM, J,1/16W	1	
	R3109	D1BF75R0A011	M 75.0 OHM, 1/4W	1	PAVCCZ
	R3117	D0GA221JA023	M220 OHM, J.1/16 W	1	
	R3121	EXB28V221J	M220 OHM 1/32 W	1	
	R3129	D0GA104JA023	M100KOHM, J.1/16 W	1	
	R3137	D1BD75R0A066	M 75.0 OHM, J.1/8 W	1	
	R3141	D1BF75R0A011	M 75.0 OHM, 1/4W	1	PAVCCZ
	R3142	D1BF75R0A011	M 75.0 OHM, 1/4W	1	PAVCCZ
	R3143	D1BF75R0A011	M 75.0 OHM, 1/4W	1	PAVCCZ
	R3147	D1BF75R0A011	M 75.0 OHM, 1/4W	1	PAVCCZ
	R3153	D0GA221JA023	M220 OHM, J.1/16 W	1	
	R3157	EXB28V221J	M220 OHM 1/32 W	1	
	R3163	D0GA104JA023	M100KOHM, J.1/16 W	1	
	R3164	D0GA104JA023	M100KOHM, J.1/16 W	1	
	R3167	D0GA333JA023	M 33KOHM, J,1/16W	1	
	R3168	D0GA333JA023	M 33KOHM, J,1/16W	1	
	R3171	D0GA222JA023	M 2.2KOHM, J,1/16W	1	
	R3172	D0GA222JA023	M 2.2KOHM, J,1/16W	1	
	R3173	EXB28V221J	M220 OHM 1/32 W	1	
	R3174	D0GA221JA023	M220 OHM, J.1/16 W	1	
	R3175	D0GA221JA023	M220 OHM, J.1/16 W	1	
	R3179	D0GA331JA023	M 330 OHM, J,1/16W	1	
	R3180	D0GA331JA023	M 330 OHM, J,1/16W	1	
	R3181	D1BD75R0A066	M 75.0 OHM, J.1/8 W	1	

Model No. : TX-P46GT30E/J Parts List

Safety	Ref. No.	Part No.	Part Name & Description	Q'ty	Remarks
	R3182	D1BD75R0A066	M 75.0 OHM,J.1/8 W	1	
	R3183	D1BD75R0A066	M 75.0 OHM,J.1/8 W	1	
	R3184	D0GA104JA023	M100KOHM, J.1/16 W	1	
	R3185	D0GA104JA023	M100KOHM, J.1/16 W	1	
	R3190	D0GA222JA023	M 2.2KOHM, J,1/16W	1	
	R3191	D0GA222JA023	M 2.2KOHM, J,1/16W	1	
	R3192	EXB28V820JX	M 82 OHM 1/32 W	1	
	R3194	D0GA331JA023	M 330 OHM, J,1/16W	1	
	R3195	D0GA331JA023	M 330 OHM, J,1/16W	1	
	R3202	D1BF75R0A011	M 75.0 OHM, 1/4W	1	PAVCCZ
	R3204	D1BA2152A014	M21.5KOHM,J.1/16 W	1	PAVCCZ
	R3206	D1BA1302A014	M 13KOHM,J.1/16 W	1	
	R3208	D0GA273JA023	M 27K OHM J ,1/16W	1	
	R3211	D0GA220JA023	M22 OHM, J.1/16 W	1	
	R3212	D0GA680JA023	M 68 OHM, J,1/16W	1	
	R3290	D0GA473JA015	M 47KOHM, J,1/16W	1	
	R3291	D0GA473JA015	M 47KOHM, J,1/16W	1	
	R3292	D0GA105JA023	M 1M OHM, J,1/16W	1	
	R3293	D0GA473JA015	M 47KOHM, J,1/16W	1	
	R4548	D0GA220JA023	M22 OHM, J.1/16 W	1	
	R4549	D0GA151JA023	M 150 OHM, J,1/16W	1	
	R4550	D0GA151JA023	M 150 OHM, J,1/16W	1	
	R4551	D0GA151JA023	M 150 OHM, J,1/16W	1	
	R4552	D0GA560JA023	M 56 OHM, J,1/16W	1	
	R4553	D0GA103JA015	M 10KOHM,J,1/16W	1	
	R4554	D0GA102JA023	M1KOHM, J.1/16 W	1	
	R4599	D0GA473JA015	M 47KOHM, J,1/16W	1	
	R4600	D0GA103JA015	M 10KOHM,J,1/16W	1	
	R4702	D0GA103JA015	M 10KOHM,J,1/16W	1	
	R4708	D0GA103JA015	M 10KOHM,J,1/16W	1	
	R4709	D0GA103JA015	M 10KOHM,J,1/16W	1	
	R4710	EXB28V473JX	M 47KOHM 1/32 W	1	
	R4711	D0GA102JA023	M1KOHM, J.1/16 W	1	
	R4715	D0GA103JA015	M 10KOHM,J,1/16W	1	
	R4721	D0GA103JA015	M 10KOHM,J,1/16W	1	
	R4722	D0GA103JA015	M 10KOHM,J,1/16W	1	
	R4723	EXB28V473JX	M 47KOHM 1/32 W	1	
	R4724	D0GA102JA023	M1KOHM, J.1/16 W	1	
	R4748	D0GA680JA023	M 68 OHM, J,1/16W	1	
	R4749	D0GA680JA023	M 68 OHM, J,1/16W	1	
	R4750	D0GA680JA023	M 68 OHM, J,1/16W	1	
	R4751	D0GA680JA023	M 68 OHM, J,1/16W	1	
	R4763	D0GA104JA023	M100KOHM, J.1/16 W	1	
	R4767	D0GA392JA023	M 3.9KOHM, J,1/16W	1	
	R4770	D0GA473JA015	M 47KOHM, J,1/16W	1	
	R4771	D0GA152JA023	M 1.5KOHM, J,0.063W	1	
	R4772	D0GA152JA023	M 1.5KOHM, J,0.063W	1	
	R4774	D0GA473JA015	M 47KOHM, J,1/16W	1	
	R4775	D0GA473JA015	M 47KOHM, J,1/16W	1	
	R4780	D0GA121JA023	M 120 OHM, J,1/16W	1	
	R4781	D0GA680JA023	M 68 OHM, J,1/16W	1	
	R4783	D0GA103JA015	M 10KOHM,J,1/16W	1	
	R4784	D0GA103JA015	M 10KOHM,J,1/16W	1	
	R4785	D0GA680JA023	M 68 OHM, J,1/16W	1	
	R4786	D0GA680JA023	M 68 OHM, J,1/16W	1	
	R4787	D0GA680JA023	M 68 OHM, J,1/16W	1	
	R4788	D0GA103JA015	M 10KOHM,J,1/16W	1	
	R4789	D0GA103JA015	M 10KOHM,J,1/16W	1	
	R4790	D0GA680JA023	M 68 OHM, J,1/16W	1	
	R4791	D0GA680JA023	M 68 OHM, J,1/16W	1	
	R4792	EXB28V473JX	M 47KOHM 1/32 W	1	
	R4793	D0GA102JA023	M1KOHM, J.1/16 W	1	

Model No. : TX-P46GT30E/J Parts List

Safety	Ref. No.	Part No.	Part Name & Description	Q'ty	Remarks
	R4794	D0GA103JA015	M 10KOHM,J,1/16W	1	
	R4795	D0GA103JA015	M 10KOHM,J,1/16W	1	
	R4796	EXB28V473JX	M 47KOHM 1/32 W	1	
	R4797	D0GA102JA023	M1KOHM, J.1/16 W	1	
	R4798	D0GA273JA023	M 27K OHM J ,1/16W	1	
	R4801	D0GAR00J0005	M 0 OHM, 1/16W	1	
	R4814	D0GD103JA052	M 10KOHM,J,1/8W	1	PAVCCZ
	R4910	D0GA472JA023	M 4.7KOHM, J,1/16W	1	
	R4911	D0GA102JA023	M1KOHM, J.1/16 W	1	
	R4913	D0GA103JA015	M 10KOHM,J,1/16W	1	
	R4914	EXB28V220J	M 22 OHM 1/32 W	1	
	R4921	D0GA103JA015	M 10KOHM,J,1/16W	1	
	R4970	D1BB1403A055	M 140KOHM,J.1/10W	1	
	R4971	D1BB1403A055	M 140KOHM,J.1/10W	1	
	R4972	D0GA103JA015	M 10KOHM,J,1/16W	1	
	R4973	D0GA103JA015	M 10KOHM,J,1/16W	1	
	R4974	D0GA101JA015	M 100 OHM, J,1/16W	1	
	R4975	D0GA473JA015	M 47KOHM, J,1/16W	1	
	R4976	D0GA103JA015	M 10KOHM,J,1/16W	1	
	R4977	D0GA105JA023	M 1M OHM, J,1/16W	1	
	R4978	D0GA101JA015	M 100 OHM, J,1/16W	1	
	R4979	D0GA101JA015	M 100 OHM, J,1/16W	1	
	R4984	D0GA473JA015	M 47KOHM, J,1/16W	1	
	R4985	D0GA103JA015	M 10KOHM,J,1/16W	1	
	R4987	D0GF102JA048	M 1.0 KOHM,J,1/3W	1	PAVCCZ
	R5000	D0GA102JA023	M1KOHM, J.1/16 W	1	
	R5001	D0GA473JA015	M 47KOHM, J,1/16W	1	
	R5009	D0GA103JA015	M 10KOHM,J,1/16W	1	
	R5010	D0GA222JA023	M 2.2KOHM, J,1/16W	1	
	R5011	D0GA104JA023	M100KOHM, J.1/16 W	1	
	R5012	D0GA223JA023	M 22K OHM J 1/16W	1	
	R5013	D0GA103JA015	M 10KOHM,J,1/16W	1	
	R5089	D0GAR00J0005	M 0 OHM, 1/16W	1	
	R5090	D0GAR00J0005	M 0 OHM, 1/16W	1	
	R5200	D0GA102JA023	M1KOHM, J.1/16 W	1	
	R5201	D0GA510JA023	M 51 OHM, J,1/16W	1	PAVCCZ
	R5202	EXB28V472JX	M 4.7 OHM 1/32 W	1	
	R5203	D0GA472JA023	M 4.7KOHM, J,1/16W	1	
	R5204	D0GA471JA023	M 470OHM, J,1/16W	1	
	R5209	D1BB9100A055	M 910 OHM,J.1/10W	1	
	R5210	D1BB1052A055	M10.5KOHM,J.1/10W	1	
	R5211	D1BB4300A055	M 430 OHM,J.1/10W	1	
	R5212	D0GA473JA015	M 47KOHM, J,1/16W	1	
	R5213	D0GD471JA059	M 470 OHM,J,1/4W	1	PAVCCZ
	R5214	D0GA473JA015	M 47KOHM, J,1/16W	1	
	R5445	D0GF151JA048	M 150 OHM,J,1/3W	1	PAVCCZ
	R5446	D0GD4R7JA059	M 4.7 OHM,J,1/4W	1	
	R5449	D1BB1001A055	M 1KOHM,J. 1/10W	1	
	R5450	D1BB5101A055	M 5.1KOHM,J.1/10W	1	
	R5451	D0GB332JA065	M 3.3KOHM,J,1/10W	1	
	R5658	D0GAR00J0005	M 0 OHM, 1/16W	1	
	R5901	D1BB1002A055	M 10KOHM,J.1/10W	1	
	R5902	D1BB5362A055	M53.6KOHM,J.1/10W	1	PAVCCZ
	R5903	D0GAR00J0005	M 0 OHM, 1/16W	1	
	R5904	D1BB3002A055	M 30KOHM,J.1/10W	1	
	R5905	D0GA470JA023	M 47 OHM, J,1/16W	1	
	R5906	D1BA4642A014	M46.4KOHM,J.1/16 W	1	PAVCCZ
	R5907	D0GB363JA065	M 36K OHM J 1/10W	1	PAVCCZ
	R5910	D0GA472JA023	M 4.7KOHM, J,1/16W	1	
	R5911	D0GA472JA023	M 4.7KOHM, J,1/16W	1	
	R5912	D0GA472JA023	M 4.7KOHM, J,1/16W	1	
	R5913	D0GA472JA023	M 4.7KOHM, J,1/16W	1	

Model No. : TX-P46GT30E/J Parts List

Safety	Ref. No.	Part No.	Part Name & Description	Q'ty	Remarks
	R5916	D0GA683JA023	M 68KOHM, J,1/16W	1	
	R5924	D0GA390JA023	M 39 OHM, J,1/16W	1	
	R6775	EXB2HV680J	M 68 OHM 1/16 W	1	
	R6777	D0GBR00J0004	M 0 OHM J 1/10W	1	
	R6780	D0GA390JA023	M 39 OHM, J,1/16W	1	
	R6781	D1BA1002A014	M 10KOHM,J. 1/16 W	1	
	R6782	D1BA2701A014	M 2.7 KOHM,J.1/16 W	1	
	R6783	D0GA392JA023	M 3.9KOHM, J,1/16W	1	
	R6784	EXB28V680JX	M 68 OHM 1/32 W	1	
	R6785	D0GFR20JA020	M 0.2 OHM, J,1/4W	1	PAVCCZ
	R6786	D0GA681JA023	M680 OHM, J,1/16W	1	
	R6787	D0GA220JA023	M22 OHM, J.1/16 W	1	
	R6792	D0GB2R2JA065	M 2.2OHM J 1/10W	1	PAVCCZ
	R6793	D0GF100JA048	M 10 OHM,J,1/3W	1	PAVCCZ
	R6794	D1BA4700A014	M 470 OHM,J.1/16 W	1	PAVCCZ
	R6795	D0GF100JA048	M 10 OHM,J,1/3W	1	PAVCCZ
	R6953	D0GAR00J0005	M 0 OHM, 1/16W	1	
	R6954	D0GA103JA015	M 10KOHM,J,1/16W	1	
	R8008	D0GA331JA023	M 330 OHM, J,1/16W	1	
	R8100	D1BB1271A087	M1.27KOHM,J.1/16W	1	PAVCCZ
	R8102	D1BB2101A087	M 2.1KOHM,J.1/10W	1	
	R8104	D1BB8200A087	M 820 OHM,J.1/10W	1	
	R8106	D1BB2001A087	M 2KOHM,J.1/10W	1	
	R8108	D0GB100JA065	M 10 OHM J 1/10W	1	
	R8110	D0GB100JA065	M 10 OHM J 1/10W	1	
	R8114	D0GA303JA023	M 30K OHM J 0.063W	1	PAVCCZ
	R8118	D0GA183JA023	M 18K OHM J.1/16W	1	
	R8200	D1BA2400A014	M 240 OHM,J.1/16 W	1	
	R8201	D1BA1001A014	M 1KOHM,J. 1/16 W	1	
	R8202	D1BA1001A014	M 1KOHM,J. 1/16 W	1	
	R8203	D1BA1001A014	M 1KOHM,J. 1/16 W	1	
	R8204	D1BA1001A014	M 1KOHM,J. 1/16 W	1	
	R8205	D1BA1001A014	M 1KOHM,J. 1/16 W	1	
	R8206	D1BA1001A014	M 1KOHM,J. 1/16 W	1	
	R8207	D1BA1001A014	M 1KOHM,J. 1/16 W	1	
	R8208	D1BA1001A014	M 1KOHM,J. 1/16 W	1	
	R8209	D0GA111JA023	M 110 OHM, J.1/16W	1	
	R8210	D0GA111JA023	M 110 OHM, J.1/16W	1	
	R8211	D1BA2400A014	M 240 OHM,J.1/16 W	1	
	R8212	D1BA2400A014	M 240 OHM,J.1/16 W	1	
	R8213	D0GA103JA015	M 10KOHM,J,1/16W	1	
	R8214	D0GA103JA015	M 10KOHM,J,1/16W	1	
	R8215	D1BA2400A014	M 240 OHM,J.1/16 W	1	
	R8216	D1BA1001A014	M 1KOHM,J. 1/16 W	1	
	R8217	D1BA1001A014	M 1KOHM,J. 1/16 W	1	
	R8218	EXB28V220J	M 22 OHM 1/32 W	1	
	R8219	EXB28V220J	M 22 OHM 1/32 W	1	
	R8220	EXB28V220J	M 22 OHM 1/32 W	1	
	R8221	EXB28V220J	M 22 OHM 1/32 W	1	
	R8222	EXB28V220J	M 22 OHM 1/32 W	1	
	R8223	EXB28V220J	M 22 OHM 1/32 W	1	
	R8224	EXB28V220J	M 22 OHM 1/32 W	1	
	R8225	EXB28V220J	M 22 OHM 1/32 W	1	
	R8226	EXB28V220J	M 22 OHM 1/32 W	1	
	R8227	EXB28V220J	M 22 OHM 1/32 W	1	
	R8228	EXB28V220J	M 22 OHM 1/32 W	1	
	R8229	EXB28V220J	M 22 OHM 1/32 W	1	
	R8230	D0GA220JA023	M22 OHM, J.1/16 W	1	
	R8231	D0GA220JA023	M22 OHM, J.1/16 W	1	
	R8232	D0GA220JA023	M22 OHM, J.1/16 W	1	
	R8301	D0GA471JA023	M 470OHM, J,1/16W	1	
	R8302	D0GA360JA023	M 36 OHM, J,1/16W	1	PAVCCZ

Model No. : TX-P46GT30E/J Parts List

Safety	Ref. No.	Part No.	Part Name & Description	Q'ty	Remarks
	R8303	D0GA360JA023	M 36 OHM, J,1/16W	1	PAVCCZ
	R8304	D1BA6201A014	M 6.2KOHM,J,1/16 W	1	
	R8305	D1BA6201A014	M 6.2KOHM,J,1/16 W	1	
	R8307	D1BA6201A014	M 6.2KOHM,J,1/16 W	1	
	R8381	D1BA75R0A014	M 75 OHM,J,1/16 W	1	
	R8382	D1BA75R0A014	M 75 OHM,J,1/16 W	1	
	R8383	D1BA75R0A014	M 75 OHM,J,1/16 W	1	
	R8384	D1BA75R0A014	M 75 OHM,J,1/16 W	1	
	R8400	D0GA680JA023	M 68 OHM, J,1/16W	1	
	R8401	D0GA680JA023	M 68 OHM, J,1/16W	1	
	R8402	D0GA680JA023	M 68 OHM, J,1/16W	1	
	R8403	D0GA680JA023	M 68 OHM, J,1/16W	1	
	R8404	D0GA680JA023	M 68 OHM, J,1/16W	1	
	R8405	D0GA680JA023	M 68 OHM, J,1/16W	1	
	R8406	EXB2HV680J	M 68 OHM 1/16 W	1	
	R8407	EXB2HV680J	M 68 OHM 1/16 W	1	
	R8408	EXB2HV680J	M 68 OHM 1/16 W	1	
	R8409	EXB28V680JX	M 68 OHM 1/32 W	1	
	R8410	EXB2HV680J	M 68 OHM 1/16 W	1	
	R8411	EXB2HV680J	M 68 OHM 1/16 W	1	
	R8418	D0GA103JA015	M 10KOHM,J,1/16W	1	
	R8421	EXB2HV101J	M 100 OHM 1/16 W	1	
	R8424	D0GA223JA023	M 22K OHM J 1/16W	1	
	R8425	D0GA223JA023	M 22K OHM J 1/16W	1	
	R8426	D0GA473JA015	M 47KOHM, J,1/16W	1	
	R8427	D0GA473JA015	M 47KOHM, J,1/16W	1	
	R8429	D0GA103JA015	M 10KOHM,J,1/16W	1	
	R8433	D0GA103JA015	M 10KOHM,J,1/16W	1	
	R8434	D0GA103JA015	M 10KOHM,J,1/16W	1	
	R8435	D0GA223JA023	M 22K OHM J 1/16W	1	
	R8436	EXB2HV101J	M 100 OHM 1/16 W	1	
	R8437	EXB2HV473JV	M 47 KOHM 1/16 W	1	
	R8438	EXB2HV103JV	M 10 KOHM 1/16 W	1	
	R8440	D0GA103JA015	M 10KOHM,J,1/16W	1	
	R8441	D0GA103JA015	M 10KOHM,J,1/16W	1	
	R8442	D0GA103JA015	M 10KOHM,J,1/16W	1	
	R8606	D0GA472JA023	M 4.7KOHM, J,1/16W	1	
	R8607	D0GA472JA023	M 4.7KOHM, J,1/16W	1	
	R8608	D0GA102JA023	M1KOHM, J.1/16 W	1	
	R8609	D1BA6491A014	M6.49KOHM,J.1/16 W	1	
	R8610	D0GA221JA023	M220 OHM, J.1/16 W	1	
	R8611	D1BA49R9A014	M 49.9 OHM,J.1/16 W	1	
	R8612	D1BA49R9A014	M 49.9 OHM,J.1/16 W	1	
	R8613	D1BA49R9A014	M 49.9 OHM,J.1/16 W	1	
	R8614	D1BA49R9A014	M 49.9 OHM,J.1/16 W	1	
	R8615	D0GA105JA023	M 1M OHM, J,1/16W	1	
	R8617	D0GA103JA015	M 10KOHM,J,1/16W	1	
	R8618	D0GA103JA015	M 10KOHM,J,1/16W	1	
	R8620	D0GA103JA015	M 10KOHM,J,1/16W	1	
	R8621	D0GA103JA015	M 10KOHM,J,1/16W	1	
	R8624	D0GA560JA023	M 56 OHM, J,1/16W	1	
	R8625	D0GA560JA023	M 56 OHM, J,1/16W	1	
	R8626	D0GA560JA023	M 56 OHM, J,1/16W	1	
	R8627	D0GA560JA023	M 56 OHM, J,1/16W	1	
	R8628	D0GA560JA023	M 56 OHM, J,1/16W	1	
	R8629	D0GA560JA023	M 56 OHM, J,1/16W	1	
	R8630	D1HG1038A002	NETWORK RESISTER	1	
	R8631	D0GA560JA023	M 56 OHM, J,1/16W	1	
	R8632	EXB28V560JX	M 56 OHM 1/32 W	1	
	R8633	D0GA560JA023	M 56 OHM, J,1/16W	1	
	R8634	EXB28V560JX	M 56 OHM 1/32 W	1	
	R8636	D0GA220JA023	M22 OHM, J.1/16 W	1	

Model No. : TX-P46GT30E/J Parts List

Safety	Ref. No.	Part No.	Part Name & Description	Q'ty	Remarks
	R8637	D0GA272JA023	M 2.7KOHM, J,1/16W	1	
	R8638	D0GA272JA023	M 2.7KOHM, J,1/16W	1	
	R8639	D0GA103JA015	M 10KOHM,J,1/16W	1	
	R8640	D0GA103JA015	M 10KOHM,J,1/16W	1	
	R8642	D0GBR00J0004	M 0 OHM J 1/10W	1	
	R8643	D0GA272JA023	M 2.7KOHM, J,1/16W	1	
	R8645	D0GAR00J0005	M 0 OHM, 1/16W	1	
	R8646	D0GAR00J0005	M 0 OHM, 1/16W	1	
	R8648	D0GA273JA023	M 27K OHM J ,1/16W	1	
	R8649	D0GA103JA015	M 10KOHM,J,1/16W	1	
	R8650	D0GA560JA023	M 56 OHM, J,1/16W	1	
	R8652	D0GA101JA015	M 100 OHM, J,1/16W	1	
	R8653	D0GA560JA023	M 56 OHM, J,1/16W	1	
	R8654	EXB28V560JX	M 56 OHM 1/32 W	1	
	R8655	D0GA560JA023	M 56 OHM, J,1/16W	1	
	R8657	D0GBR00J0004	M 0 OHM J 1/10W	1	
	R8659	D0GA560JA023	M 56 OHM, J,1/16W	1	
	R8660	D0GA560JA023	M 56 OHM, J,1/16W	1	
	R8661	D0GA103JA015	M 10KOHM,J,1/16W	1	
	R8662	D0GA560JA023	M 56 OHM, J,1/16W	1	
	R8663	D0GA101JA015	M 100 OHM, J,1/16W	1	
	R8664	D0GA560JA023	M 56 OHM, J,1/16W	1	
	R8665	D0GA560JA023	M 56 OHM, J,1/16W	1	
	R8666	D0GA560JA023	M 56 OHM, J,1/16W	1	
	R8668	D0GA560JA023	M 56 OHM, J,1/16W	1	
	R8669	D0GBR00J0004	M 0 OHM J 1/10W	1	
	R8740	D0GD472JA052	M 4.7KOHM,J,1/8W	1	PAVCCZ
	R8741	D0GD472JA052	M 4.7KOHM,J,1/8W	1	PAVCCZ
	R8742	D1BB5362A055	M53.6KOHM,J.1/10W	1	PAVCCZ
	R8743	D1BB1002A055	M 10KOHM,J.1/10W	1	
	R8744	D0GA390JA023	M 39 OHM, J,1/16W	1	
	R8745	D1BB1002A055	M 10KOHM,J.1/10W	1	
	R8746	D0GA222JA023	M 2.2KOHM, J,1/16W	1	
	R8747	D0GA683JA023	M 68KOHM, J,1/16W	1	
	R8748	D0GA473JA015	M 47KOHM, J,1/16W	1	
	R8749	D0GA222JA023	M 2.2KOHM, J,1/16W	1	
	R8750	D0GA392JA023	M 3.9KOHM, J,1/16W	1	
	R8751	D0GA222JA023	M 2.2KOHM, J,1/16W	1	
	R8752	D0GA332JA023	M 3.3KOHM, J,1/16W	1	
	R8753	D0GA102JA023	M1KOHM, J.1/16 W	1	
	R8754	D0GA103JA015	M 10KOHM,J,1/16W	1	
	R8755	D0GB221JA065	M 220 OHM J 1/10W	1	
	R8756	D0GD104JA052	M 100KOHM,J,1/8W	1	PAVCCZ
	R8757	D0GD102JA052	M 1.0KOHM,J,1/8W	1	PAVCCZ
	R8758	D0GD472JA052	M 4.7KOHM,J,1/8W	1	PAVCCZ
	R8759	D0GD472JA052	M 4.7KOHM,J,1/8W	1	PAVCCZ
	R8760	D0GA104JA023	M100KOHM, J.1/16 W	1	
	R8765	D0GA103JA015	M 10KOHM, J,1/16W	1	
	R8767	D0GBR00J0004	M 0 OHM J 1/10W	1	
	R8768	D0GA390JA023	M 39 OHM, J,1/16W	1	
	R8769	D1BB4301A055	M4.30KOHM,J.1/10W	1	
	R8770	D1BB3922A055	M39.2KOHM, 1/10W	1	PAVCCZ
	R8771	D1BB1002A055	M 10KOHM,J.1/10W	1	
	R8772	D0GD472JA052	M 4.7KOHM,J,1/8W	1	PAVCCZ
	R8773	D0GD472JA052	M 4.7KOHM,J,1/8W	1	PAVCCZ
	R8776	D0GBR00J0004	M 0 OHM J 1/10W	1	
	R8777	D0GA390JA023	M 39 OHM, J,1/16W	1	
	R8778	D1BB4301A055	M4.30KOHM,J.1/10W	1	
	R8779	D1BB3922A055	M39.2KOHM, 1/10W	1	PAVCCZ
	R8780	D1BB1002A055	M 10KOHM,J.1/10W	1	
	R8806	D1BA7151A014	M7.15KOHM,J.1/16 W	1	
	R8807	D0GA102JA023	M1KOHM, J.1/16 W	1	

Model No. : TX-P46GT30E/J Parts List

Safety	Ref. No.	Part No.	Part Name & Description	Q'ty	Remarks
	R8811	D0GA103JA015	M 10KOHM, J, 1/16W	1	
	R8816	D0GA103JA015	M 10KOHM, J, 1/16W	1	
	R8818	D0GA103JA015	M 10KOHM, J, 1/16W	1	
	R8819	D0GA103JA015	M 10KOHM, J, 1/16W	1	
	R8820	D0GA103JA015	M 10KOHM, J, 1/16W	1	
	R8821	D0GA473JA015	M 47KOHM, J, 1/16W	1	
	R8824	D0GA103JA015	M 10KOHM, J, 1/16W	1	
	R8831	D0GA103JA015	M 10KOHM, J, 1/16W	1	
	R8835	D0GA103JA015	M 10KOHM, J, 1/16W	1	
	R8848	D0GA102JA023	M1KOHM, J, 1/16 W	1	
	R8849	D0GA103JA015	M 10KOHM, J, 1/16W	1	
	R8852	D0GA243JA023	M 24K OHM J 0.063W	1	
	R8909	D0GA222JA023	M 2.2KOHM, J, 1/16W	1	
	R8910	D0GA103JA015	M 10KOHM, J, 1/16W	1	
	R8914	D0GA472JA023	M 4.7KOHM, J, 1/16W	1	
	R8921	D0GA223JA023	M 22K OHM J 1/16W	1	
	R8964	D0GA472JA023	M 4.7KOHM, J, 1/16W	1	
	R9035	D0GA332JA023	M 3.3KOHM, J, 1/16W	1	
	R9103	D0GA101JA015	M 100 OHM, J, 1/16W	1	
	R9104	D0GA101JA015	M 100 OHM, J, 1/16W	1	
	R9105	D0GA473JA015	M 47KOHM, J, 1/16W	1	
	R9198	EXB28V101JX	M 100 OHM 1/32 W	1	
	R9203	D0GA272JA023	M 2.7KOHM, J, 1/16W	1	
	R9205	D0GA333JA023	M 33KOHM, J, 1/16W	1	
	R9206	D0GA563JA023	M 56KOHM, J, 0.063W	1	PAVCCZ
	R9208	EXB2HV470JV	M 47 OHM 1/16 W	1	
	R9209	EXB2HV470JV	M 47 OHM 1/16 W	1	
	R9224	D0GA470JA023	M 47 OHM, J, 1/16W	1	
	R9226	D0GA470JA023	M 47 OHM, J, 1/16W	1	
	R9247	D0GA470JA023	M 47 OHM, J, 1/16W	1	
	R9307	D0GA470JA023	M 47 OHM, J, 1/16W	1	
	R9308	D0GA470JA023	M 47 OHM, J, 1/16W	1	
	R9310	D0GA101JA023	M 100 OHM, J, 1/16W	1	PAVCCZ
	R9320	D0GA182JA023	M 1.8KOHM, J, 0.063W	1	
	R9321	D0GA105JA023	M 1M OHM, J, 1/16W	1	
	R9324	D0GB122JA065	M 1.2KOHM J 1/10W	1	PAVCCZ
	R9325	D0GB122JA065	M 1.2KOHM J 1/10W	1	PAVCCZ
	R9326	D0GB122JA065	M 1.2KOHM J 1/10W	1	PAVCCZ
	R9327	D0GB122JA065	M 1.2KOHM J 1/10W	1	PAVCCZ
	R9329	D0GA102JA023	M1KOHM, J, 1/16 W	1	
	R9330	D0GA102JA023	M1KOHM, J, 1/16 W	1	
	R9400	EXB2HV103JV	M 10 KOHM 1/16 W	1	
	R9401	EXB2HV103JV	M 10 KOHM 1/16 W	1	
	R9402	EXB28V103JX	M 10KOHM 1/32 W	1	
	R9503	D0GA473JA015	M 47KOHM, J, 1/16W	1	
	R9508	EXB28V101JX	M 100 OHM 1/32 W	1	
	R9518	D0GA101JA023	M 100 OHM, J, 1/16W	1	PAVCCZ
	R9519	D0GA101JA023	M 100 OHM, J, 1/16W	1	PAVCCZ
	R9520	D0GA101JA023	M 100 OHM, J, 1/16W	1	PAVCCZ
	R9521	D0GA101JA023	M 100 OHM, J, 1/16W	1	PAVCCZ
	R9522	EXB28V102JX	M 1KOHM 1/32 W	1	
	R9524	D0GA470JA023	M 47 OHM, J, 1/16W	1	
	R9526	D0GA221JA023	M220 OHM, J, 1/16 W	1	
	R9527	D0GA470JA023	M 47 OHM, J, 1/16W	1	
	R9528	D0GA470JA023	M 47 OHM, J, 1/16W	1	
	R9529	D0GA470JA023	M 47 OHM, J, 1/16W	1	
	R9533	EXB28V103JX	M 10KOHM 1/32 W	1	
	R9534	D0GA103JA015	M 10KOHM, J, 1/16W	1	
	R9535	EXB28V470JX	M 47 OHM 1/32 W	1	
	R9536	D0GA470JA023	M 47 OHM, J, 1/16W	1	
	R9541	D0GA470JA023	M 47 OHM, J, 1/16W	1	
	R9542	D0GA470JA023	M 47 OHM, J, 1/16W	1	

Model No. : TX-P46GT30E/J Parts List

Safety	Ref. No.	Part No.	Part Name & Description	Q'ty	Remarks
	R9603	D0GB122JA065	M 1.2KOHM J 1/10W	1	PAVCCZ
	R9604	D0GB122JA065	M 1.2KOHM J 1/10W	1	PAVCCZ
	R9605	D0GB122JA065	M 1.2KOHM J 1/10W	1	PAVCCZ
	R9606	D0GB122JA065	M 1.2KOHM J 1/10W	1	PAVCCZ
	R9608	EXB2HV470JV	M 47 OHM 1/16 W	1	
	R9610	EXB28V470JX	M 47 OHM 1/32 W	1	
	R9860	D1BB1911A074	M1.91 KOHM,J.1/10W	1	PAVCCZ
	R9861	D1BB1911A074	M1.91 KOHM,J.1/10W	1	PAVCCZ
	R9862	D1BB9100A087	M 910 OHM,J.1/10W	1	PAVCCZ
	R9863	D1BB9100A087	M 910 OHM,J.1/10W	1	PAVCCZ
	R9864	D0GB100JA065	M 10 OHM J 1/10W	1	
	R9865	D0GB100JA065	M 10 OHM J 1/10W	1	
	R9866	D0GA273JA023	M 27K OHM J ,1/16W	1	
	R9867	D0GA273JA023	M 27K OHM J ,1/16W	1	
	R9907	D0GA101JA015	M 100 OHM, J,1/16W	1	
⚠	RL100	K6B1AYY00081	RELAY	2	PAVCCZ
	RM2810	B3RAD0000168	REMOTE SENSOR	1	
	S10	K1KA03BA0061	3P CONNECTOR	1	
⚠	S202	J0LY00000161	SERGE ABSORBER	1	PAVCCZ
	SN2810	B3JB00000078	IC	1	
	SW2890	K0F126A00003	SWITCH	1	PAVCCZ
⚠	T201	G0C181K00005	PEAKING COIL	1	PAVCCZ
⚠	T202	G0C181K00005	PEAKING COIL	1	PAVCCZ
⚠	T301	G4CYAYY00239	TRANS	1	PAVCCZ
⚠	T302	G4CYAYY00239	TRANS	1	PAVCCZ
	T303	G0C200K00001	PEAKING COIL	1	PAVCCZ
⚠	T401	G4DYA0000278	TRANS	1	PAVCCZ
	T8301	G5BYC0000015	TRANS	1	
⚠	TU6775	J3ACBC000001	TUNER	1	PAVCCZ
	V14	K1KA06B00220	6P CONNECTOR	1	
	VR251	EVMAASA00BE4	CONTROL 22KOHMB	1	PAVCCZ
	VR600	EVMAASA00BE4	CONTROL 22KOHMB	1	PAVCCZ
	X8300	H0J245500110	CRYSTAL	1	PAVCCZ
	X8600	H0J250500109	CRYSTAL	1	
	X9300	H0J200500091	CRYSTAL	1	PAVCCZ
	ZA1	K4AD01A00002	TERMINAL	1	
	ZA100	K4AD01A00002	TERMINAL	1	
	ZA101	K4AD01A00002	TERMINAL	1	
	C10	K1MY20BA0345	20P CONNECTOR	1	
	C11	K1MY55BA0345	55P CONNECTOR	1	
	C14	K1KY03AA0719	3P CONNECTOR	1	
	C20	K1MY20BA0345	20P CONNECTOR	1	
	C21	K1MY55BA0345	55P CONNECTOR	1	
	C25	K1KY04B00013	4P CONNECTOR	1	PAVCCZ
	C16003	F1L2J562A022	C 5600PF, 630V	1	
	C16011	F2A2E191A264	E 190UF, 250V	1	PAVCCZ
	C16012	F2A2E191A264	E 190UF, 250V	1	PAVCCZ
	C16013	F2A2E191A264	E 190UF, 250V	1	PAVCCZ
	C16018	F0C2E115A280	C 1.1 UF 250 V	1	PAVCCZ
	C16041	ECJ1VB1H392K	C 3900UF, 50V	1	

Model No. : TX-P46GT30E/J Parts List

Safety	Ref. No.	Part No.	Part Name & Description	Q'ty	Remarks
	C16043	ECJ1VB1H392K	C 3900UF, 50V	1	
	C16044	F1E2J821A002	C 820PF, 630V	1	
	C16045	F1E2J821A002	C 820PF, 630V	1	
	C16051	ECJ1VB1H392K	C 3900UF, 50V	1	
	C16053	ECJ1VB1H392K	C 3900UF, 50V	1	
	C16061	F1E2J821A002	C 820PF, 630V	1	
	C16074	F1E2J821A002	C 820PF, 630V	1	
	C16101	F1L2J562A022	C 5600PF, 630V	1	
	C16104	F1H1E470A130	C 47PF, 25V	1	
	C16105	F1H1E470A130	C 47PF, 25V	1	
	C16131	F1K1E475A134	C 4.7UF 25V	1	
	C16132	F1H1C105A145	C 1 uF 16 V	1	
	C16133	F2A1E1010130	E 100UF, 25V	1	PAVCCZ
	C16135	F1K1E105A029	C 1UF, 25V	1	
	C16153	F1K1E475A134	C 4.7UF 25V	1	
	C16154	F1K1E475A134	C 4.7UF 25V	1	
	C16191	F1K1E475A134	C 4.7UF 25V	1	
	C16192	F1H1C105A145	C 1 uF 16 V	1	
	C16193	F2A1E4700094	E 47UF, 25V	1	
	C16195	F1K1E105A029	C 1UF, 25V	1	
	C16201	F0C2E405A279	C 4.0 UF 250 V	1	PAVCCZ
	C16202	F0C2E405A279	C 4.0 UF 250 V	1	PAVCCZ
	C16242	F1H1C105A145	C 1 uF 16 V	1	
	C16243	ECJ1VB1H103K	C 0.01UF, 50V	1	
	C16244	F1J1A106A087	C 10UF, 10V	1	
	C16271	F2A1E151B705	E 150UF, 25V	1	PAVCCZ
	C16280	F1K1E105A029	C 1UF, 25V	1	
	C16286	F1H1H104A970	C 0.1UF, , 50V	1	
	C16287	F1H1H104A970	C 0.1UF, , 50V	1	
	C16315	ECJ1VB1A105K	C 1UF, 10V	1	
	C16316	ECJ1XB1C104K	C 0.1UF, Z, 16V	1	
	C16317	ECJ1VB1A105K	C 1UF, 10V	1	
	C16318	F1J1H104A717	C 0.1UF, 50V	1	
	C16319	F1J1H104A717	C 0.1UF, 50V	1	
	C16328	F2A2T131A021	E 130UF, 220V	1	PAVCCZ
	C16330	F0C2E115A280	C 1.1 UF 250 V	1	PAVCCZ
	C16361	F1L2J1020001	C 1000PF, 630V	1	
	C16362	F1L2J562A022	C 5600PF, 630V	1	
	C16401	F1L2J562A022	C 5600PF, 630V	1	
	C16412	F2A2E191A264	E 190UF, 250V	1	PAVCCZ
	C16413	F2A2E191A264	E 190UF, 250V	1	PAVCCZ
	C16414	F2A2E191A264	E 190UF, 250V	1	PAVCCZ
	C16415	F0C2E115A280	C 1.1 UF 250 V	1	PAVCCZ
	C16421	F1L2J562A022	C 5600PF, 630V	1	
	C16441	ECJ1VB1H392K	C 3900UF, 50V	1	
	C16442	ECJ1VB1H392K	C 3900UF, 50V	1	
	C16451	ECJ1VB1H392K	C 3900UF, 50V	1	
	C16452	ECJ1VB1H392K	C 3900UF, 50V	1	
	C16460	F1E2J222A002	C 2200PF, 630V	1	
	C16472	ECJ1VB1A105K	C 1UF, 10V	1	
	C16490	F1H1C105A145	C 1 uF 16 V	1	
	C16502	F1K1E475A134	C 4.7UF 25V	1	
	C16503	F2A1E151B705	E 150UF, 25V	1	PAVCCZ
	C16505	F1K1E105A029	C 1UF, 25V	1	
	C16506	F1H1C105A145	C 1 uF 16 V	1	
	C16507	F0C2E115A280	C 1.1 UF 250 V	1	PAVCCZ
	C16531	F1K1E475A134	C 4.7UF 25V	1	
	C16534	F1H1C105A145	C 1 uF 16 V	1	
	C16551	F1K1E475A134	C 4.7UF 25V	1	
	C16561	F1J1A106A087	C 10UF, 10V	1	
	C16562	F1H1C105A145	C 1 uF 16 V	1	
	C16564	F1H1C105A145	C 1 uF 16 V	1	

Model No. : TX-P46GT30E/J Parts List

Safety	Ref. No.	Part No.	Part Name & Description	Q'ty	Remarks
	C16565	ECJ1VB1H103K	C 0.01UF, 50V	1	
	C16566	ECJ1VB1H103K	C 0.01UF, 50V	1	
	C16567	FlH1C105A145	C 1 uF 16 V	1	
	C16584	ECJ1VB1H392K	C 3900UF, 50V	1	
	C16593	ECJ1XC1H102J	C 1000PF, J, 50V	1	
	C16602	FlH1H2200008	C 22PF, 50V	1	
	C16603	FlK2J102A014	C 1000PF, 630V	1	
	C16604	FlK2J102A014	C 1000PF, 630V	1	
	C16631	F0C2E405A279	C 4.0 UF 250 V	1	PAVCCZ
	C16632	F0C2E405A279	C 4.0 UF 250 V	1	PAVCCZ
	C16641	FlK2J222A014	C 2200PF ,630V	1	
	C16645	FlK2J102A014	C 1000PF, 630V	1	
	C16646	FlK2J102A014	C 1000PF, 630V	1	
	C16661	FlK2J102A038	C 1000PF, 630V	1	
	C16662	FlK2J102A038	C 1000PF, 630V	1	
	C16664	ECJ1XC1H820J	C 82PF, J, 50V	1	
	C16665	ECJ1XC1H820J	C 82PF, J, 50V	1	
	C16666	ECJ1XC1H820J	C 82PF, J, 50V	1	
	C16668	FlH1H821A831	C 820 PF, 50V	1	PAVCCZ
	C16685	FlH1H104A970	C 0.1UF, , 50V	1	
	C16692	FlH1H104A970	C 0.1UF, , 50V	1	
	C16723	FlK1E105A029	C 1UF, 25V	1	
	C16724	FlK1E475A134	C 4.7UF 25V	1	
	C16753	FlK1E475A134	C 4.7UF 25V	1	
	C16770	FlH1C105A145	C 1 uF 16 V	1	
	C16791	F2A1E151B705	E 150UF, 25V	1	PAVCCZ
	C16793	F2A1E151B705	E 150UF, 25V	1	PAVCCZ
	C16794	FlJ1A106A087	C 10UF, 10V	1	
	C16795	F2A1E151B705	E 150UF, 25V	1	PAVCCZ
	C16796	FlK1E475A134	C 4.7UF 25V	1	
	C16797	FlH1H104A970	C 0.1UF, , 50V	1	
	C16813	F2A2T131A021	E 130UF, 220V	1	PAVCCZ
	C16833	FlK2J222A014	C 2200PF ,630V	1	
	C16834	FlK2J222A014	C 2200PF ,630V	1	
	C16842	F2A2C131A210	E 130UF, 160V	1	PAVCCZ
	C16843	ECJ1VB1A105K	C 1UF, 10V	1	
	C16844	FlJ1H104A717	C 0.1UF, 50V	1	
	C16854	FlJ1H104A717	C 0.1UF, 50V	1	
	C16856	ECJ1VB1A105K	C 1UF, 10V	1	
	C16858	ECJ1XB1C104K	C 0.1UF, Z, 16V	1	
	C16859	FlJ1H104A717	C 0.1UF, 50V	1	
	C16860	ECJ1VB1A105K	C 1UF, 10V	1	
	C16861	ECJ1XB1C104K	C 0.1UF, Z, 16V	1	
	C16862	ECJ1VB1A105K	C 1UF, 10V	1	
	C16863	FlJ1H104A717	C 0.1UF, 50V	1	
	C16865	FlH1C105A145	C 1 uF 16 V	1	
	C16891	FlK1E105A029	C 1UF, 25V	1	
	C16902	F1E2J472A001	C 4700PF, 630V	1	
	C16903	F1E2J152A002	C 1500PF, 630V	1	
	C16907	F1E2J221A002	C 220PF, 630V	1	
	C16908	F1E2J821A002	C 820PF, 630V	1	
	C16909	F1E2J152A002	C 1500PF, 630V	1	
	C16910	F1E2J821A002	C 820PF, 630V	1	
	C16912	F1E2J821A002	C 820PF, 630V	1	
	C17101	ECJ1VB1A105K	C 1UF, 10V	1	
	C17102	ECJ1VB1A105K	C 1UF, 10V	1	
	C17103	ECJ1VB1A105K	C 1UF, 10V	1	
	C17108	FlK2A224A033	C 0.22UF, 100V	1	PAVCCZ
	C17109	FlK2A224A033	C 0.22UF, 100V	1	PAVCCZ
	C17112	FlK2A224A033	C 0.22UF, 100V	1	PAVCCZ
	C17131	ECJ1VB1A105K	C 1UF, 10V	1	
	C17132	ECJ1VB1A105K	C 1UF, 10V	1	

Model No. : TX-P46GT30E/J Parts List

Safety	Ref. No.	Part No.	Part Name & Description	Q'ty	Remarks
	C17133	F1K2A224A033	C 0.22UF, 100V	1	PAVCCZ
	C17136	F1K2A224A033	C 0.22UF, 100V	1	PAVCCZ
	C17137	ECJ1VB1A105K	C 1UF, 10V	1	
	C17138	ECJ1VB1A105K	C 1UF, 10V	1	
	C17139	F1K2A224A033	C 0.22UF, 100V	1	PAVCCZ
	C17142	F1K2A224A033	C 0.22UF, 100V	1	PAVCCZ
	C17143	ECJ1XB1C104K	C 0.1UF, Z, 16V	1	
	C17201	ECJ1VB1A105K	C 1UF, 10V	1	
	C17203	F1K2A224A033	C 0.22UF, 100V	1	PAVCCZ
	C17204	ECJ1VB1A105K	C 1UF, 10V	1	
	C17205	F1K2A224A033	C 0.22UF, 100V	1	PAVCCZ
	C17207	ECJ1VB1A105K	C 1UF, 10V	1	
	C17208	ECJ1VB1A105K	C 1UF, 10V	1	
	C17209	ECJ1VB1A105K	C 1UF, 10V	1	
	C17210	ECJ1VB1A105K	C 1UF, 10V	1	
	C17211	ECJ1VB1A105K	C 1UF, 10V	1	
	C17212	ECJ1VB1A105K	C 1UF, 10V	1	
	C17213	ECJ1XB1C104K	C 0.1UF, Z, 16V	1	
	C17226	F1K2A224A033	C 0.22UF, 100V	1	PAVCCZ
	C17228	F1L2E224A028	C 0.22UF, 250V	1	
	C17231	F1L2E224A028	C 0.22UF, 250V	1	
	C17233	F1K2A224A033	C 0.22UF, 100V	1	PAVCCZ
	C17235	F1K2A224A033	C 0.22UF, 100V	1	PAVCCZ
	C17236	F1K2A224A033	C 0.22UF, 100V	1	PAVCCZ
	CB1	K1MY55B00002	55P CONNECTOR	1	
	CB2	K1MY55B00002	55P CONNECTOR	1	
	CB3	K1MY55B00002	55P CONNECTOR	1	
	CB4	K1MY55B00002	55P CONNECTOR	1	
	CB5	K1MY55B00002	55P CONNECTOR	1	
	CB6	K1MY55B00002	55P CONNECTOR	1	
	CB7	K1MY55B00002	55P CONNECTOR	1	
	CB8	K1MY55B00002	55P CONNECTOR	1	
	CB9	K1MY55B00002	55P CONNECTOR	1	
	CB10	K1MY55B00002	55P CONNECTOR	1	
	CB11	K1MY55B00002	55P CONNECTOR	1	
	CB12	K1MY55B00002	55P CONNECTOR	1	
	CB13	K1MY55B00002	55P CONNECTOR	1	
	CB14	K1MY55B00002	55P CONNECTOR	1	
	CB15	K1MY55B00002	55P CONNECTOR	1	
	D16001	DA3CF30ACL	ZENER DIODE	1	PAVCCZ
	D16021	DA3CF30ACL	ZENER DIODE	1	PAVCCZ
	D16041	B0FCCN000003	DIODE	1	
	D16043	B0FCCN000003	DIODE	1	
	D16051	B0FCCN000003	DIODE	1	
	D16053	B0FCCN000003	DIODE	1	
	D16072	B0FCBN000001	DIODE	1	PAVCCZ
	D16131	B0ECKP000055	DIODE	1	
	D16133	B0ACJ000048	DIODE	1	
	D16134	DZ2J051M0L	ZENER DIODE	1	
	D16191	B0ECKP000055	DIODE	1	
	D16192	B0ACJ000048	DIODE	1	
	D16193	DZ2J051M0L	ZENER DIODE	1	
	D16243	B0ADCJ000100	DIODE	1	
	D16251	DZ2J330M0L	ZENER DIODE	1	
	D16252	DZ2J330M0L	ZENER DIODE	1	
	D16253	DZ2J051M0L	ZENER DIODE	1	
	D16254	B3ABB0000210	LED	1	
	D16255	B0ADCJ000100	DIODE	1	
	D16282	DZ2J068M0L	ZENER DIODE	1	
	D16285	B0ADEJ000035	ZENER DIODE	1	

Model No. : TX-P46GT30E/J Parts List

Safety	Ref. No.	Part No.	Part Name & Description	Q'ty	Remarks
	D16315	DZ2J150M0L	ZENER DIODE	1	
	D16316	B0ECKP000055	DIODE	1	
	D16317	B0ECKP000055	DIODE	1	
	D16362	DA3CF30ACL	ZENER DIODE	1	PAVCCZ
	D16401	B0FCCN000003	DIODE	1	
	D16407	B0JCME000093	DIODE	1	
	D16411	B0ADCJ000100	DIODE	1	
	D16413	B0ACCJ000048	DIODE	1	
	D16421	DA3CF30ACL	ZENER DIODE	1	PAVCCZ
	D16430	B0ECKP000055	DIODE	1	
	D16432	B0FCBN000001	DIODE	1	PAVCCZ
	D16461	B0FCCN000003	DIODE	1	
	D16462	B0FCCN000003	DIODE	1	
	D16473	B0ACCJ000048	DIODE	1	
	D16474	B0ACCJ000048	DIODE	1	
	D16475	DZ2J051M0L	ZENER DIODE	1	
	D16476	B0ACCJ000048	DIODE	1	
	D16481	B0FCCN000001	DIODE	1	
	D16482	B0FCCN000001	DIODE	1	
	D16491	B0ACCJ000048	DIODE	1	
	D16492	DZ2J047M0L	ZENER DIODE	1	
	D16493	B0ADCJ000100	DIODE	1	
	D16506	DZ2J051M0L	ZENER DIODE	1	
	D16534	DZ2J051M0L	ZENER DIODE	1	
	D16536	B0ECKP000055	DIODE	1	
	D16537	B0ADCJ000100	DIODE	1	
	D16538	B0ADCJ000100	DIODE	1	
	D16581	DZ2J330M0L	ZENER DIODE	1	
	D16582	DZ2J330M0L	ZENER DIODE	1	
	D16583	B3ABB0000210	LED	1	
	D16602	DZ2J043M0L	ZENER DIODE	1	
	D16603	B0ACCJ000048	DIODE	1	
	D16604	B0ADCJ000100	DIODE	1	
	D16605	B0ACCJ000048	DIODE	1	
	D16607	B0ACCJ000048	DIODE	1	
	D16608	B0ECKP000055	DIODE	1	
	D16609	B0ECKP000055	DIODE	1	
	D16618	B0ECKP000055	DIODE	1	
	D16641	B0FCCN000004	DIODE	1	PAVCCZ
	D16642	B0FCCN000004	DIODE	1	PAVCCZ
	D16643	B0FCCN000004	DIODE	1	PAVCCZ
	D16645	DZ2J150M0L	ZENER DIODE	1	
	D16646	DZ2J150M0L	ZENER DIODE	1	
	D16647	DZ2J150M0L	ZENER DIODE	1	
	D16648	DZ2J043M0L	ZENER DIODE	1	
	D16651	DZ2J051M0L	ZENER DIODE	1	
	D16652	B0ECKP000055	DIODE	1	
	D16662	DZ2J150M0L	ZENER DIODE	1	
	D16663	DZ2J150M0L	ZENER DIODE	1	
	D16664	DZ2J150M0L	ZENER DIODE	1	
	D16669	B0ACCJ000048	DIODE	1	
	D16673	B0ECHR000004	DIODE	1	PAVCCZ
	D16674	B0ECHR000004	DIODE	1	PAVCCZ
	D16685	B0ACCJ000048	DIODE	1	
	D16710	DZ2J15000L	ZENER DIODE	1	
	D16711	B0ECHR000004	DIODE	1	PAVCCZ
	D16712	B0ECHR000004	DIODE	1	PAVCCZ
	D16713	B0ECHS000002	DIODE	1	PAVCCZ
	D16714	B0ECHS000002	DIODE	1	PAVCCZ
	D16720	B0ECHR000004	DIODE	1	PAVCCZ
	D16728	B0ECKP000055	DIODE	1	
	D16791	DZ2J240M0L	ZENER DIODE	1	

Model No. : TX-P46GT30E/J Parts List

Safety	Ref. No.	Part No.	Part Name & Description	Q'ty	Remarks
	D16792	B0ACJ000048	DIODE	1	
	D16795	B0ACJ000048	DIODE	1	
	D16822	B0ACJ000048	DIODE	1	
	D16823	B0ADCJ000100	DIODE	1	
	D16824	B0ACJ000048	DIODE	1	
	D16825	DZ2J330M0L	ZENER DIODE	1	
	D16833	B0ECHR000004	DIODE	1	PAVCCZ
	D17101	B0ACJ000048	DIODE	1	
	D17102	B0ACJ000048	DIODE	1	
	D17103	B0JCCD000020	DIODE	1	PAVCCZ
	D17201	B0ACJ000048	DIODE	1	
	D17202	B0ACJ000048	DIODE	1	
	D17203	B0JCCD000020	DIODE	1	PAVCCZ
	IC16131	C0ZBZ0001822	IC	1	PAVCCZ
	IC16132	C0ZBZ0001822	IC	1	PAVCCZ
	IC16151	C0ZBZ0001822	IC	1	PAVCCZ
	IC16152	C0ZBZ0001822	IC	1	PAVCCZ
	IC16191	C0ZBZ0001822	IC	1	PAVCCZ
	IC16241	C0JBAU000088	IC	1	
	IC16243	C0JBAB000715	IC	1	
	IC16244	C0JBAA000558	IC	1	PAVCCZ
	IC16304	MIP3910MSSCF	IC	1	
	IC16312	C0DBZMC00006	IC	1	
	IC16471	C0DBEYY00114	IC	1	
	IC16490	C0DBZMC00006	IC	1	
	IC16491	C0BBAA000008	LINEAR IC	1	
	IC16501	C0ZBZ0001822	IC	1	PAVCCZ
	IC16502	C0ZBZ0001822	IC	1	PAVCCZ
	IC16521	C0ZBZ0001822	IC	1	PAVCCZ
	IC16522	C0ZBZ0001822	IC	1	PAVCCZ
	IC16561	C0JBAU000088	IC	1	
	IC16562	C0JBAU000088	IC	1	
	IC16563	C0JBAB000996	IC	1	PAVCCZ
	IC16564	C0JBAE000321	IC	1	
	IC16565	C0JBAE000321	IC	1	
	IC16684	C0ZBZ0001822	IC	1	PAVCCZ
	IC16691	C0JBAC000509	IC	1	PAVCCZ
	IC16724	C0CBADE00049	IC	1	
	IC16784	MIP3910MSSCF	IC	1	
	IC16785	C0DBZYY00352	IC	1	
	IC16786	MIP3910MSSCF	IC	1	
	IC16787	C0DBZYY00352	IC	1	
	IC16792	C0BBAA000008	LINEAR IC	1	
	IC16793	C0DBZMC00006	IC	1	
	IC16795	C0CBALC00012	IC	1	
	IC16921	C1ZBZ0004292	IC	1	PAVCCZ
	IC17102	C0JBAU000088	IC	1	
	IC17201	C0JBAU000088	IC	1	
	L16001	G0CR18KA0214	PEAKING COIL	1	PAVCCZ
	L16002	G0CR18KA0214	PEAKING COIL	1	PAVCCZ
	L16303	G0C471MA0049	PEAKING COIL	1	
	L16411	G0CR18KA0214	PEAKING COIL	1	PAVCCZ
	L16412	G0CR18KA0214	PEAKING COIL	1	PAVCCZ
	PC16131	B3PBE0000058	IC	1	PAVCCZ
	PC16191	B3PBE0000060	IC	1	PAVCCZ
	PC16251	B3PBA0000498	IC	1	
	PC16301	B3PBA0000498	IC	1	
	PC16461	B3PBE0000058	IC	1	PAVCCZ
	PC16462	B3PBE0000060	IC	1	PAVCCZ

Model No. : TX-P46GT30E/J Parts List

Safety	Ref. No.	Part No.	Part Name & Description	Q'ty	Remarks
	PC16480	B3PBA0000498	IC	1	
	PC16581	B3PBA0000498	IC	1	
	PC16603	B3PBA0000498	IC	1	
	PC16685	B3PBA0000496	IC	1	
	PC16723	B3PBA0000498	IC	1	
	PC16896	B3PBA0000498	IC	1	
	PC16897	B3PBA0000498	IC	1	
	Q16001	B1JBDN000004	TRANSISTOR	1	PAVCCZ
	Q16002	B1JBDN000004	TRANSISTOR	1	PAVCCZ
	Q16003	B1JBDN000004	TRANSISTOR	1	PAVCCZ
	Q16021	B1JBEN000004	TRANSISTOR	1	PAVCCZ
	Q16022	B1JBEN000004	TRANSISTOR	1	PAVCCZ
	Q16023	B1JBEN000004	TRANSISTOR	1	PAVCCZ
	Q16041	DG3C3020CL	TRANSISTOR	1	PAVCCZ
	Q16043	DG3C3020CL	TRANSISTOR	1	PAVCCZ
	Q16051	DG3C3020CL	TRANSISTOR	1	PAVCCZ
	Q16053	DG3C3020CL	TRANSISTOR	1	PAVCCZ
	Q16055	B1HFFPA00001	TRANSISTOR	1	
	Q16056	B1HFFPA00001	TRANSISTOR	1	
	Q16101	B1CFRM000015	FET	1	
	Q16102	B1CFRM000023	FET	1	PAVCCZ
	Q16141	B1HFFPA00001	TRANSISTOR	1	
	Q16161	B1HFFPA00001	TRANSISTOR	1	
	Q16251	B1ABCF000231	TRANSISTOR	1	
	Q16280	B1ABCE000015	TRANSISTOR	1	
	Q16401	B1JBDN000004	TRANSISTOR	1	PAVCCZ
	Q16402	B1JBDN000004	TRANSISTOR	1	PAVCCZ
	Q16403	B1JBDN000004	TRANSISTOR	1	PAVCCZ
	Q16421	B1JBEN000004	TRANSISTOR	1	PAVCCZ
	Q16422	B1JBEN000004	TRANSISTOR	1	PAVCCZ
	Q16423	B1JBEN000004	TRANSISTOR	1	PAVCCZ
	Q16441	DG3C3020CL	TRANSISTOR	1	PAVCCZ
	Q16442	DG3C3020CL	TRANSISTOR	1	PAVCCZ
	Q16451	DG3C3020CL	TRANSISTOR	1	PAVCCZ
	Q16452	DG3C3020CL	TRANSISTOR	1	PAVCCZ
	Q16471	B1ABCE000015	TRANSISTOR	1	
	Q16501	B1HFFPA00001	TRANSISTOR	1	
	Q16521	B1HFFPA00001	TRANSISTOR	1	
	Q16531	B1HFFPA00001	TRANSISTOR	1	
	Q16538	B1CBGD000001	FET	1	
	Q16551	B1HFFPA00001	TRANSISTOR	1	
	Q16581	B1ABCF000231	TRANSISTOR	1	
	Q16600	B1CFRM000020	FET	1	PAVCCZ
	Q16601	B1CFRQ000022	FET	1	PAVCCZ
	Q16602	DSA2001S0L	TRANSISTOR	1	
	Q16606	DSC2001S0L	TRANSISTOR	1	
	Q16607	B1CBGD000001	FET	1	
	Q16621	B1JBDN000004	TRANSISTOR	1	PAVCCZ
	Q16622	B1JBDN000004	TRANSISTOR	1	PAVCCZ
	Q16623	B1JBDN000004	TRANSISTOR	1	PAVCCZ
	Q16646	DSA2001S0L	TRANSISTOR	1	
	Q16647	B1CBGD000001	FET	1	
	Q16660	B1CFRQ000021	FET	1	PAVCCZ
	Q16661	B1JBER000002	TRANSISTOR	1	PAVCCZ
	Q16762	B1HFFPA00001	TRANSISTOR	1	
	Q16815	B1ABCN000007	TRANSISTOR	1	
	Q16817	DSC2001Q0L	TRANSISTOR	1	
	Q16818	B1CBGD000001	FET	1	
	Q16819	B1CBGD000001	FET	1	
	Q16820	B1CBGD000001	FET	1	
	Q16891	DSA2001S0L	TRANSISTOR	1	

Model No. : TX-P46GT30E/J Parts List

Safety	Ref. No.	Part No.	Part Name & Description	Q'ty	Remarks
	Q16892	DSC2001Q0L	TRANSISTOR	1	
	Q16921	B1CBGD000001	FET	1	
	Q16922	B1CBGD000001	FET	1	
	Q16931	B1ABCN000007	TRANSISTOR	1	
	Q17101	B1ABCN000007	TRANSISTOR	1	
	Q17201	B1ABCN000007	TRANSISTOR	1	
	R16001	D0GF7R5JA047	M 7.5 OHM, J, 1/3W	1	
	R16002	D0GF7R5JA047	M 7.5 OHM, J, 1/3W	1	
	R16003	D0GF7R5JA047	M 7.5 OHM, J, 1/3W	1	
	R16021	D0GF7R5JA047	M 7.5 OHM, J, 1/3W	1	
	R16022	D0GF7R5JA047	M 7.5 OHM, J, 1/3W	1	
	R16023	D0GF7R5JA047	M 7.5 OHM, J, 1/3W	1	
	R16031	D0GF473JA048	M 47KOHM, J, 1/3W	1	PAVCCZ
	R16032	D0GF473JA048	M 47KOHM, J, 1/3W	1	PAVCCZ
	R16041	D0GF5R6JA047	M 5.6 OHM, J, 1/3W	1	
	R16043	D0GF5R6JA047	M 5.6 OHM, J, 1/3W	1	
	R16051	D0GF5R6JA047	M 5.6 OHM, J, 1/3W	1	
	R16053	D0GF5R6JA047	M 5.6 OHM, J, 1/3W	1	
	R16101	D0GD150JA059	M 15 OHM, J, 1/4W	1	
	R16102	D0GD150JA059	M 15 OHM, J, 1/4W	1	
	R16105	D0GF474JA048	M 470KOHM, J, 1/3W	1	PAVCCZ
	R16116	D0GB473JA065	M 47KOHM J. 1/10W	1	PAVCCZ
	R16130	D0GB103JA065	M 10K OHM J 1/10W	1	
	R16131	D0GB220JA065	M 22 OHM J 1/10W	1	PAVCCZ
	R16132	D0GB101JA065	M 100 OHM, J, 1/10W	1	
	R16133	D1BD2700A044	M 270 OHM, J, 1/8 W	1	
	R16134	D0GD750JA059	M 75 OHM, J, 1/4W	1	
	R16135	D0GB4R7JA065	M 4.7 OHM J 1/10W	1	PAVCCZ
	R16137	D0GZ1R0JA020	M 1 OHM, J, 1/2W	1	
	R16138	D0GF561JA047	M 560 OHM, J, 1/3W	1	PAVCCZ
	R16141	D0GD100JA059	M 10 OHM, J, 1/4W	1	
	R16143	D0GB473JA065	M 47KOHM J. 1/10W	1	PAVCCZ
	R16151	D0GB220JA065	M 22 OHM J 1/10W	1	PAVCCZ
	R16152	D0GB220JA065	M 22 OHM J 1/10W	1	PAVCCZ
	R16153	D0GB331JA065	M330 OHM J 1/10W	1	PAVCCZ
	R16154	D0GD750JA059	M 75 OHM, J, 1/4W	1	
	R16155	D0GB4R7JA065	M 4.7 OHM J 1/10W	1	PAVCCZ
	R16161	D0GD100JA059	M 10 OHM, J, 1/4W	1	
	R16163	D0GB473JA065	M 47KOHM J. 1/10W	1	PAVCCZ
	R16171	D0GD100JA059	M 10 OHM, J, 1/4W	1	
	R16173	D0GB473JA065	M 47KOHM J. 1/10W	1	PAVCCZ
	R16181	D0GD100JA059	M 10 OHM, J, 1/4W	1	
	R16183	D0GB473JA065	M 47KOHM J. 1/10W	1	PAVCCZ
	R16191	D1BD2700A044	M 270 OHM, J, 1/8 W	1	
	R16192	D0GB103JA065	M 10K OHM J 1/10W	1	
	R16193	D0GD750JA052	M 75 OHM, J, 1/8W	1	PAVCCZ
	R16195	D0GF1R0JA047	M 1 OHM, J, 1/3W	1	
	R16196	D0GF102JA048	M 1.0 KOHM, J, 1/3W	1	PAVCCZ
	R16197	D0GB220JA065	M 22 OHM J 1/10W	1	PAVCCZ
	R16230	D0GD470JA052	M 47 OHM, J, 1/8W	1	PAVCCZ
	R16231	D0GB472JA065	M 4.7KOHM, J, 1/10W	1	
	R16241	EXB38V470J	M 47 OHM 1/16 W	1	
	R16242	EXB38V472JV	M 4.7 KOHM 1/16 W	1	
	R16243	D0GB103JA065	M 10K OHM J 1/10W	1	
	R16244	D0GB273JA065	M 27K OHM J 1/10W	1	PAVCCZ
	R16245	D0GB472JA065	M 4.7KOHM, J, 1/10W	1	
	R16246	D0GD222JA052	M 2.2KOHM, J, 1/8W	1	PAVCCZ
	R16252	D0GF563JA048	M 56 KOHM, J, 1/3W	1	PAVCCZ
	R16253	D1BD1003A044	M 100KOHM, J, 1/8 W	1	
	R16254	D1BD4422A044	M44.2KOHM, F, 1/8W	1	PAVCCZ
	R16255	D0GB103JA065	M 10K OHM J 1/10W	1	

Model No. : TX-P46GT30E/J Parts List

Safety	Ref. No.	Part No.	Part Name & Description	Q'ty	Remarks
	R16257	D0GB473JA065	M 47KOHM J. 1/10W	1	PAVCCZ
	R16281	D0GB103JA065	M 10K OHM J 1/10W	1	
	R16282	D0GD221JA052	M 220 OHM,J 1/4W	1	PAVCCZ
	R16283	D0GB473JA065	M 47KOHM J. 1/10W	1	PAVCCZ
	R16284	D0GB224JA065	M 220KOHM,J,1/10W	1	PAVCCZ
	R16285	EXB38V623J	M 62 KOHM 1/16 W	1	
	R16289	D0GF334JA047	M 330KOHMJ,1/3W	1	
	R16290	D0GF334JA047	M 330KOHMJ,1/3W	1	
	R16307	D1BD5232A077	M52.3KOHM,D.1/10W	1	PAVCCZ
	R16309	ERG2FJX563	M 56KOHM, J, 2W	1	PAVCCZ
	R16310	ERG2FJX563	M 56KOHM, J, 2W	1	PAVCCZ
	R16311	ERG2FJX563	M 56KOHM, J, 2W	1	PAVCCZ
	R16317	D1BD5232A077	M52.3KOHM,D.1/10W	1	PAVCCZ
	R16318	D1BD5762A077	M57.6KOHM,D.1/10W	1	PAVCCZ
	R16319	D1BD2491A077	M 2.49KOHM,D.1/10W	1	PAVCCZ
	R16320	ERJ14YJ683	M 68KOHM, J. 1/4W	1	
	R16330	D0GB102JA065	M 1KOHM,J,1/10W	1	
	R16332	D0GB474JA065	M 470KOHM,J,1/10W	1	
	R16334	D0GB472JA065	M 4.7KOHM, J,1/10W	1	
	R16335	D0GB102JA065	M 1KOHM,J,1/10W	1	
	R16401	D0GF7R5JA047	M 7.5 OHM,J, 1/3W	1	
	R16402	D0GF7R5JA047	M 7.5 OHM,J, 1/3W	1	
	R16403	D0GF7R5JA047	M 7.5 OHM,J, 1/3W	1	
	R16411	D1BD2700A044	M 270 OHM,J.1/8 W	1	
	R16412	D1BD2700A044	M 270 OHM,J.1/8 W	1	
	R16414	D0GB103JA065	M 10K OHM J 1/10W	1	
	R16416	D0GB103JA065	M 10K OHM J 1/10W	1	
	R16421	D0GF7R5JA047	M 7.5 OHM,J, 1/3W	1	
	R16422	D0GF7R5JA047	M 7.5 OHM,J, 1/3W	1	
	R16423	D0GF7R5JA047	M 7.5 OHM,J, 1/3W	1	
	R16441	D0GF5R6JA047	M 5.6 OHM,J, 1/3W	1	
	R16442	D0GF5R6JA047	M 5.6 OHM,J, 1/3W	1	
	R16451	D0GF5R6JA047	M 5.6 OHM,J, 1/3W	1	
	R16452	D0GF5R6JA047	M 5.6 OHM,J, 1/3W	1	
	R16466	D0GF473JA048	M 47KOHM,J,1/3W	1	PAVCCZ
	R16467	D0GF473JA048	M 47KOHM,J,1/3W	1	PAVCCZ
	R16471	D0GB392JA065	M 3.9KOHM,J,1/10W	1	PAVCCZ
	R16472	D0GB222JA065	M 2.2KOHM,J,1/10W	1	
	R16473	D0GD561JA052	M 560 OHM,J,1/4W	1	PAVCCZ
	R16474	D0GB102JA065	M 1KOHM,J,1/10W	1	
	R16475	D0GB472JA065	M 4.7KOHM, J,1/10W	1	
	R16476	D0GB222JA065	M 2.2KOHM,J,1/10W	1	
	R16478	D0GB562JA065	M 5.6KOHM,J,1/10W	1	PAVCCZ
	R16479	D0GD103JA052	M 10KOHM,J,1/8W	1	PAVCCZ
	R16490	D1BD1203A077	M 120KOHM,D.1/10W	1	PAVCCZ
	R16491	D1BD1203A077	M 120KOHM,D.1/10W	1	PAVCCZ
	R16492	D1BD1203A077	M 120KOHM,D.1/10W	1	PAVCCZ
	R16493	D1BD5111A077	M5.11KOHM.J.1/8 W	1	PAVCCZ
	R16494	D1BB2001A055	M 2KOHM,J.1/10W	1	
	R16497	D0GB473JA065	M 47KOHM J. 1/10W	1	PAVCCZ
	R16498	D0GB103JA065	M 10K OHM J 1/10W	1	
	R16501	D0GB220JA065	M 22 OHM J 1/10W	1	PAVCCZ
	R16503	D0GD100JA059	M 10 OHM,J,1/4W	1	
	R16505	D0GF102JA048	M 1.0 KOHM,J,1/3W	1	PAVCCZ
	R16506	D0GD100JA059	M 10 OHM,J,1/4W	1	
	R16507	D0GB220JA065	M 22 OHM J 1/10W	1	PAVCCZ
	R16508	D0GB220JA065	M 22 OHM J 1/10W	1	PAVCCZ
	R16512	D0GB473JA065	M 47KOHM J. 1/10W	1	PAVCCZ
	R16517	D0GB473JA065	M 47KOHM J. 1/10W	1	PAVCCZ
	R16522	D0GB101JA065	M 100 OHM,J,1/10W	1	
	R16525	D0GB4R7JA065	M 4.7 OHM J 1/10W	1	PAVCCZ
	R16526	D0GB4R7JA065	M 4.7 OHM J 1/10W	1	PAVCCZ

Model No. : TX-P46GT30E/J Parts List

Safety	Ref. No.	Part No.	Part Name & Description	Q'ty	Remarks
	R16531	D0GD100JA059	M 10 OHM, J, 1/4W	1	
	R16532	D0GB473JA065	M 47KOHM J. 1/10W	1	PAVCCZ
	R16534	D0GF561JA047	M 560 OHM, J, 1/3W	1	PAVCCZ
	R16536	D0GF1R0JA047	M 1 OHM, J, 1/3W	1	
	R16537	D0GF1R0JA047	M 1 OHM, J, 1/3W	1	
	R16551	D0GD100JA059	M 10 OHM, J, 1/4W	1	
	R16552	D0GB473JA065	M 47KOHM J. 1/10W	1	PAVCCZ
	R16561	EXB38V470J	M 47 OHM 1/16 W	1	
	R16562	EXB38V470J	M 47 OHM 1/16 W	1	
	R16563	EXB38V470J	M 47 OHM 1/16 W	1	
	R16564	EXB38V470J	M 47 OHM 1/16 W	1	
	R16565	EXB38V472JV	M 4.7 KOHM 1/16 W	1	
	R16566	EXB38V472JV	M 4.7 KOHM 1/16 W	1	
	R16567	EXB38V472JV	M 4.7 KOHM 1/16 W	1	
	R16568	EXB38V472JV	M 4.7 KOHM 1/16 W	1	
	R16570	EXB38V472JV	M 4.7 KOHM 1/16 W	1	
	R16573	D0GB103JA065	M 10K OHM J 1/10W	1	
	R16574	D0GB103JA065	M 10K OHM J 1/10W	1	
	R16575	D0GB751JA065	M750 OHM J 1/10W	1	PAVCCZ
	R16576	D0GB101JA065	M 100 OHM, J, 1/10W	1	
	R16579	EXB38V470J	M 47 OHM 1/16 W	1	
	R16581	D0GB103JA065	M 10K OHM J 1/10W	1	
	R16582	D0GF563JA048	M 56 KOHM, J, 1/3W	1	PAVCCZ
	R16583	D1BD1003A044	M 100KOHM, J, 1/8 W	1	
	R16584	D1BD4422A044	M44.2KOHM, F, 1/8W	1	PAVCCZ
	R16585	D0GB473JA065	M 47KOHM J. 1/10W	1	PAVCCZ
	R16587	D0GB222JA065	M 2.2KOHM, J, 1/10W	1	
	R16588	D0GB223JA065	M 22KOHM, J, 1/10W	1	PAVCCZ
	R16590	D0GB221JA065	M 220 OHM J 1/10W	1	
	R16591	EXB38V472JV	M 4.7 KOHM 1/16 W	1	
	R16594	D0GB472JA065	M 4.7KOHM, J, 1/10W	1	
	R16601	D0GF1R0JA047	M 1 OHM, J, 1/3W	1	
	R16604	D0GD331JA052	M 330 OHM, J, 1/4W	1	PAVCCZ
	R16605	D0GD220JA059	M 22 OHM, J, 1/4W	1	PAVCCZ
	R16606	D0GD223JA052	M 22KOHM, J, 1/4W	1	PAVCCZ
	R16607	D1BB5111A055	M5.11KOHM, J, 1/10W	1	
	R16608	ERG2FJX153	M 15KOHM, J, 2W	1	PAVCCZ
	R16609	D0GF102JA047	M 1.0 KOHM, J, 1/3W	1	
	R16610	D0GB104JA065	M 100KOHM J 1/10W	1	
	R16612	D0GD220JA059	M 22 OHM, J, 1/4W	1	PAVCCZ
	R16615	D1BB1871A055	M1.87KOHM, 1/10W	1	PAVCCZ
	R16617	D0GD222JA052	M 2.2KOHM, J, 1/8W	1	PAVCCZ
	R16621	D0GD221JA052	M 220 OHM, J 1/4W	1	PAVCCZ
	R16622	D0GD221JA052	M 220 OHM, J 1/4W	1	PAVCCZ
	R16623	D0GD221JA052	M 220 OHM, J 1/4W	1	PAVCCZ
	R16631	D0GB103JA065	M 10K OHM J 1/10W	1	
	R16633	D0GD223JA052	M 22KOHM, J, 1/4W	1	PAVCCZ
	R16634	D0GD222JA052	M 2.2KOHM, J, 1/8W	1	PAVCCZ
	R16645	D0GB562JA065	M 5.6KOHM, J, 1/10W	1	PAVCCZ
	R16646	D1BD8660A044	M 866 OHM, F, 1/8W	1	PAVCCZ
	R16648	D0GF202JA047	M 2KOHM, J, 1/3W	1	
	R16649	D0GD330JA059	M 33 OHM, F, 1/4W	1	
	R16650	D0GB104JA065	M 100KOHM J 1/10W	1	
	R16651	D0GF202JA047	M 2KOHM, J, 1/3W	1	
	R16653	D0GD222JA052	M 2.2KOHM, J, 1/8W	1	PAVCCZ
	R16654	D0GD470JA052	M 47 OHM, J, 1/8W	1	PAVCCZ
	R16658	D1BD6491A077	M6.49KOHM, D, 1/10W	1	PAVCCZ
	R16661	D0GD100JA059	M 10 OHM, J, 1/4W	1	
	R16662	D1BB1002A087	M 10KOHM, J, 1/10W	1	
	R16663	D1BD9091A077	M 9.09KOHM, D, 1/10W	1	PAVCCZ
	R16664	D0GF202JA047	M 2KOHM, J, 1/3W	1	
	R16665	D0GD222JA052	M 2.2KOHM, J, 1/8W	1	PAVCCZ

Model No. : TX-P46GT30E/J Parts List

Safety	Ref. No.	Part No.	Part Name & Description	Q'ty	Remarks
	R16666	D1BB1003A087	M100KOHM, D 1/10W	1	PAVCCZ
	R16667	D0GF202JA047	M 2KOHM, J, 1/3W	1	
	R16668	D0GF202JA047	M 2KOHM, J, 1/3W	1	
	R16674	D0GF202JA047	M 2KOHM, J, 1/3W	1	
	R16675	D0GB103JA065	M 10K OHM J 1/10W	1	
	R16676	D1BD2700A044	M 270 OHM, J, 1/8 W	1	
	R16677	D0GF202JA047	M 2KOHM, J, 1/3W	1	
	R16678	D0GF202JA047	M 2KOHM, J, 1/3W	1	
	R16681	D0GD100JA059	M 10 OHM, J, 1/4W	1	
	R16682	D0GD100JA059	M 10 OHM, J, 1/4W	1	
	R16683	D0GD100JA059	M 10 OHM, J, 1/4W	1	
	R16684	D0GB220JA065	M 22 OHM J 1/10W	1	PAVCCZ
	R16685	D1BD1500A044	M 150 OHM, J, 1/8 W	1	
	R16686	D0GB103JA065	M 10K OHM J 1/10W	1	
	R16696	D0D26R2JA034	M 2.6 OHM, J, 2W	1	
	R16697	D0D26R2JA034	M 2.6 OHM, J, 2W	1	
	R16698	D0D26R2JA034	M 2.6 OHM, J, 2W	1	
	R16699	D0D26R2JA034	M 2.6 OHM, J, 2W	1	
	R16719	D0GB220JA065	M 22 OHM J 1/10W	1	PAVCCZ
	R16721	EXB38V220JV	M 22 OHM 1/16 W	1	
	R16761	D0GD100JA059	M 10 OHM, J, 1/4W	1	
	R16763	D0GB473JA065	M 47KOHM J. 1/10W	1	PAVCCZ
	R16772	D0GB472JA065	M 4.7KOHM, J, 1/10W	1	
	R16773	D0GD102JA052	M 1.0KOHM, J, 1/8W	1	PAVCCZ
	R16776	D0GD470JA052	M 47 OHM, J, 1/8W	1	PAVCCZ
	R16786	D1BD5902A044	M 59KOHM, F, 1/8W	1	PAVCCZ
	R16791	D0GB102JA065	M 1KOHM, J, 1/10W	1	
	R16797	D0GD220JA052	M 22 OHM, J, 1/4W	1	PAVCCZ
	R16798	D0GB222JA065	M 2.2KOHM, J, 1/10W	1	
	R16799	D0GB102JA065	M 1KOHM, J, 1/10W	1	
	R16815	D0GB103JA065	M 10K OHM J 1/10W	1	
	R16818	D1BB3302A055	M 33KOHM, J, 1/10W	1	
	R16819	D1BD1503A044	M 150KOHM, F, 1/8W	1	PAVCCZ
	R16820	D1BD1503A044	M 150KOHM, F, 1/8W	1	PAVCCZ
	R16822	D1BD8202A044	M 82KOHM, J, 1/8 W	1	
	R16823	D1BD6192A044	M61.9KOHM, J, 1/8 W	1	
	R16824	D1BD3742A044	M37.4KOHM, F, 1/8W	1	
	R16825	D0GD154JA059	M 150KOHM, J, 1/4W	1	
	R16826	D0GB103JA065	M 10K OHM J 1/10W	1	
	R16829	D0GB102JA065	M 1KOHM, J, 1/10W	1	
	R16831	D1BD6812A077	M68.1KOHM, D, 1/10W	1	PAVCCZ
	R16832	D1BD7152A077	M71.5KOHM, D, 1/10W	1	PAVCCZ
	R16833	ERG1FJX683	M 68KOHM, J, 1W	1	PAVCCZ
	R16834	ERG1FJX683	M 68KOHM, J, 1W	1	PAVCCZ
	R16838	ERG2FJX104	M 100KOHM, J, 1W	1	
	R16841	D0GB472JA065	M 4.7KOHM, J, 1/10W	1	
	R16842	D0GD102JA052	M 1.0KOHM, J, 1/8W	1	PAVCCZ
	R16844	ERA6YEB242	M 2.4KOHM, B 1/10W	1	
	R16845	D1BD6812A077	M68.1KOHM, D, 1/10W	1	PAVCCZ
	R16846	D1BD5762A077	M57.6KOHM, D, 1/10W	1	PAVCCZ
	R16847	D1BD6492A077	M64.9KOHM, D, 1/10W	1	PAVCCZ
	R16851	D0GB474JA065	M 470KOHM, J, 1/10W	1	
	R16852	D0GB474JA065	M 470KOHM, J, 1/10W	1	
	R16856	D0GB102JA065	M 1KOHM, J, 1/10W	1	
	R16873	ERA6YEB242	M 2.4KOHM, B 1/10W	1	
	R16891	D1BF6982A058	M 69.8KOHM, 1/4W	1	
	R16892	D1BF8252A058	M82.50KOHM, 1/4W	1	
	R16893	D1BF8252A058	M82.50KOHM, 1/4W	1	
	R16894	D1BB3091A087	M3.09KOHM, D 1/16W	1	PAVCCZ
	R16895	D1BB9091A087	M9.09 KOHM, J, 1/10W	1	PAVCCZ
	R16897	D1BB2262A055	M22.6KOHM F 1/10W	1	PAVCCZ
	R16898	D1BB1051A055	M1.05KOHM, J, 1/10W	1	

Model No. : TX-P46GT30E/J Parts List

Safety	Ref. No.	Part No.	Part Name & Description	Q'ty	Remarks
	R16899	D1BB1372A055	M13.7KOHM, 1/10W	1	PAVCCZ
	R16900	D1BB3831A055	M3.83KOHM,D 1/16W	1	PAVCCZ
	R16902	D0GB6R2JA065	M 6.2 OHM J 1/10W	1	PAVCCZ
	R16919	D1BB1582A055	M15.8KOHM, 1/10W	1	PAVCCZ
	R16920	D0GB101JA065	M 100 OHM,J,1/10W	1	
	R16921	D1BB2152A055	M 21.5KOHM, 1/10W	1	PAVCCZ
	R16922	D1BB9531A055	M9.53KOHM,J.1/10W	1	
	R16923	D1BB5111A055	M5.11KOHM,J.1/10W	1	
	R16924	D1BB1152A055	M 11.5KOHM 1/10W	1	PAVCCZ
	R16931	D1BF2R70A021	M 2.7 OHM, 1/4W	1	
	R16932	D0GD223JA052	M 22KOHM,J,1/4W	1	PAVCCZ
	R16937	D0GB184JA065	M 180KOHM J 1/10W	1	PAVCCZ
	R16939	D0GD102JA052	M 1.0KOHM,J,1/8W	1	PAVCCZ
	R16940	D0GB473JA065	M 47KOHM J. 1/10W	1	PAVCCZ
	R16941	D0GB472JA065	M 4.7KOHM, J,1/10W	1	
	R16942	D0GB473JA065	M 47KOHM J. 1/10W	1	PAVCCZ
	R16945	D0GB471JA065	M 470 OHM,J,1/10W	1	PAVCCZ
	R17101	D0GB101JA065	M 100 OHM,J,1/10W	1	
	R17102	D0GB101JA065	M 100 OHM,J,1/10W	1	
	R17103	D0GB101JA065	M 100 OHM,J,1/10W	1	
	R17104	D0GB101JA065	M 100 OHM,J,1/10W	1	
	R17105	D0GB101JA065	M 100 OHM,J,1/10W	1	
	R17106	D0GB101JA065	M 100 OHM,J,1/10W	1	
	R17107	D0GB101JA065	M 100 OHM,J,1/10W	1	
	R17108	D0GB101JA065	M 100 OHM,J,1/10W	1	
	R17109	D0GZ1R0JA020	M 1 OHM, J,1/2W	1	
	R17111	D0GZ1R0JA020	M 1 OHM, J,1/2W	1	
	R17113	D0GZ1R0JA020	M 1 OHM, J,1/2W	1	
	R17115	D0GBR00J0004	M 0 OHM J 1/10W	1	
	R17116	D0GBR00J0004	M 0 OHM J 1/10W	1	
	R17117	D0GF102JA047	M 1.0 KOHM,J,1/3W	1	
	R17118	D0GB101JA065	M 100 OHM,J,1/10W	1	
	R17119	D0GB101JA065	M 100 OHM,J,1/10W	1	
	R17120	D0GB101JA065	M 100 OHM,J,1/10W	1	
	R17121	D0GB101JA065	M 100 OHM,J,1/10W	1	
	R17122	D0GZ1R0JA020	M 1 OHM, J,1/2W	1	
	R17124	D0GZ1R0JA020	M 1 OHM, J,1/2W	1	
	R17126	D0GB101JA065	M 100 OHM,J,1/10W	1	
	R17127	D0GB101JA065	M 100 OHM,J,1/10W	1	
	R17128	D0GB101JA065	M 100 OHM,J,1/10W	1	
	R17129	D0GB101JA065	M 100 OHM,J,1/10W	1	
	R17130	D0GZ1R0JA020	M 1 OHM, J,1/2W	1	
	R17132	D0GZ1R0JA020	M 1 OHM, J,1/2W	1	
	R17134	D0GD224JA052	M 220KOHM,J,1/8W	1	PAVCCZ
	R17135	D0GB681JA065	M 680 OHM,J,1/10W	1	PAVCCZ
	R17138	EXB38V470J	M 47 OHM 1/16 W	1	
	R17139	EXB38V470J	M 47 OHM 1/16 W	1	
	R17140	EXB38V681J	M 680 OHM 1/16 W	1	
	R17141	D0GB681JA065	M 680 OHM,J,1/10W	1	PAVCCZ
	R17142	D0GF223JA047	M 22KOHM,J, 1/3W	1	PAVCCZ
	R17143	D0GB331JA065	M330 OHM J 1/10W	1	PAVCCZ
	R17144	D0GB102JA065	M 1KOHM,J,1/10W	1	
	R17145	D0GBR00J0004	M 0 OHM J 1/10W	1	
	R17146	D0GBR00J0004	M 0 OHM J 1/10W	1	
	R17196	D0GB102JA065	M 1KOHM,J,1/10W	1	
	R17201	D0GB101JA065	M 100 OHM,J,1/10W	1	
	R17202	D0GB101JA065	M 100 OHM,J,1/10W	1	
	R17203	D0GB101JA065	M 100 OHM,J,1/10W	1	
	R17204	D0GB101JA065	M 100 OHM,J,1/10W	1	
	R17205	D0GZ1R0JA020	M 1 OHM, J,1/2W	1	
	R17207	D0GZ1R0JA020	M 1 OHM, J,1/2W	1	
	R17209	D0GB101JA065	M 100 OHM,J,1/10W	1	

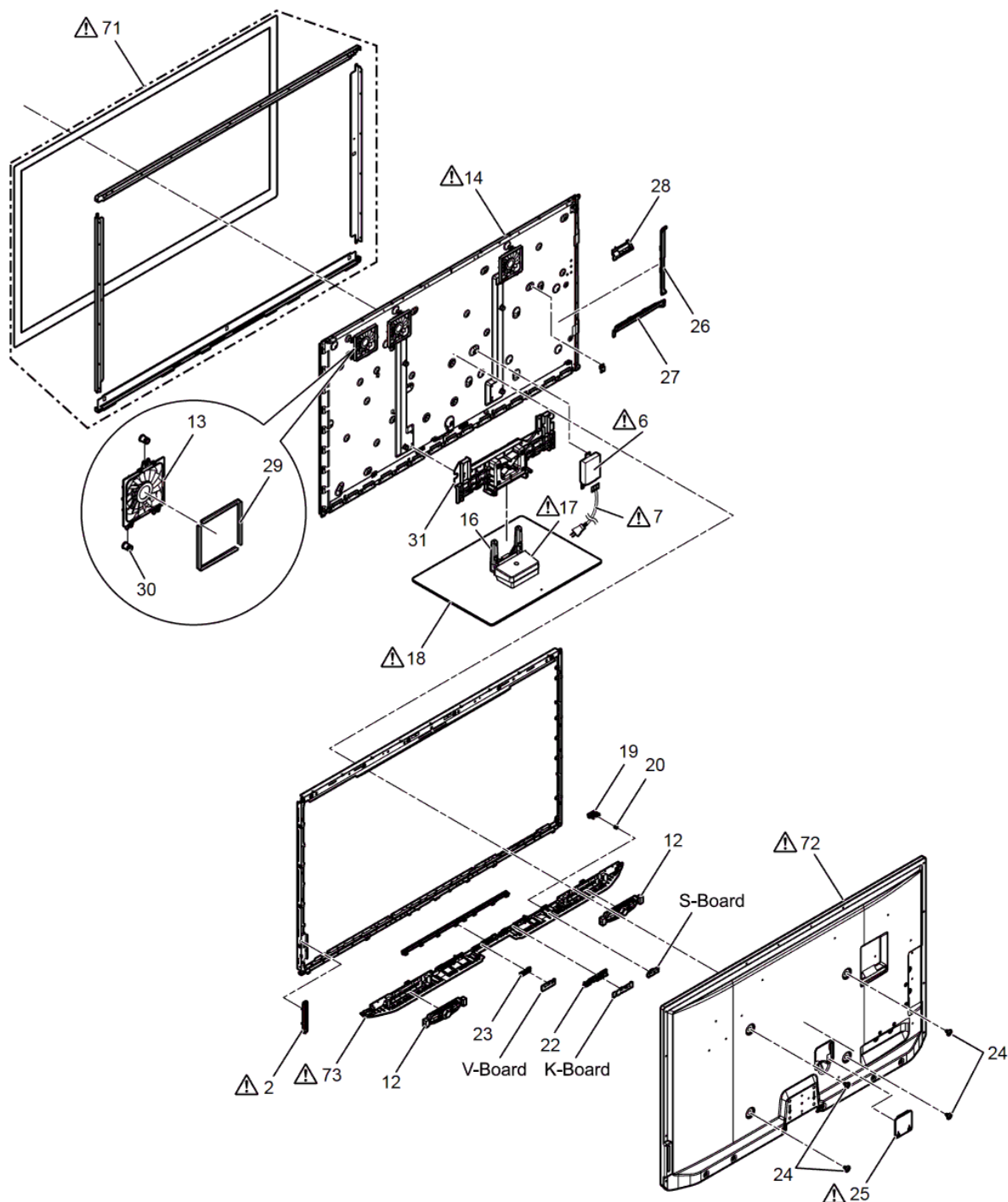
Model No. : TX-P46GT30E/J Parts List

Safety	Ref. No.	Part No.	Part Name & Description	Q'ty	Remarks
	R17210	D0GB101JA065	M 100 OHM, J, 1/10W	1	
	R17211	D0GB101JA065	M 100 OHM, J, 1/10W	1	
	R17212	D0GB101JA065	M 100 OHM, J, 1/10W	1	
	R17213	D0GB101JA065	M 100 OHM, J, 1/10W	1	
	R17214	D0GB101JA065	M 100 OHM, J, 1/10W	1	
	R17215	D0GB101JA065	M 100 OHM, J, 1/10W	1	
	R17216	D0GB101JA065	M 100 OHM, J, 1/10W	1	
	R17217	D0GB101JA065	M 100 OHM, J, 1/10W	1	
	R17218	D0GB101JA065	M 100 OHM, J, 1/10W	1	
	R17219	D0GB101JA065	M 100 OHM, J, 1/10W	1	
	R17220	D0GB101JA065	M 100 OHM, J, 1/10W	1	
	R17221	D0GZ1R0JA020	M 1 OHM, J, 1/2W	1	
	R17223	D0GZ1R0JA020	M 1 OHM, J, 1/2W	1	
	R17225	D0GZ1R0JA020	M 1 OHM, J, 1/2W	1	
	R17227	D0GZ1R0JA020	M 1 OHM, J, 1/2W	1	
	R17229	D0GZ1R0JA020	M 1 OHM, J, 1/2W	1	
	R17231	D0GZ1R0JA020	M 1 OHM, J, 1/2W	1	
	R17233	D0GB681JA065	M 680 OHM, J, 1/10W	1	PAVCCZ
	R17236	EXB38V470J	M 47 OHM 1/16 W	1	
	R17237	EXB38V470J	M 47 OHM 1/16 W	1	
	R17240	EXB38V681J	M 680 OHM 1/16 W	1	
	R17243	D0GD224JA052	M 220KOHM, J, 1/8W	1	PAVCCZ
	R17244	D0GF102JA047	M 1.0 KOHM, J, 1/3W	1	
	R17245	D0GB681JA065	M 680 OHM, J, 1/10W	1	PAVCCZ
	R17246	D0GF223JA047	M 22KOHM, J, 1/3W	1	PAVCCZ
	R17247	D0GB331JA065	M330 OHM J 1/10W	1	PAVCCZ
	R17248	D0GB102JA065	M 1KOHM, J, 1/10W	1	
	SC2	K1KY02B00012	2P CONNECTOR	1	
	SC20	K1MY35BA0345	35P CONNECTOR	1	
	SC41	K1KA09AA0707	9P CONNECTOR	1	
	SC42	K1KA09AA0707	9P CONNECTOR	1	
	SC46	K1KA09AA0707	9P CONNECTOR	1	
	SC50	K1KA02AA0193	2P CONNECTOR	1	
	SS11	K1KY03B00006	3P CONNECTOR	1	
	SS33	K1MY20BA0345	20P CONNECTOR	1	
	SS61	K1MY13BA0343	13P CONNECTOR	1	
	SS66	K1MY13BA0443	13P CONNECTOR	1	PAVCCZ
	T16471	G4DYA0000254	SWITCHING TRANS	1	PAVCCZ
	T16472	G4DYA0000255	SWITCHING TRANS	1	PAVCCZ
	ZA16001	K4AZ01D00004	TERMINAL	1	
	ZA16002	K4AZ01D00004	TERMINAL	1	
	ZA16011	K4AZ01D00004	TERMINAL	1	
	ZA16012	K4AZ01D00004	TERMINAL	1	
	ZA16101	K4AD01Z00003	TERMINAL	1	
	ZA16102	K4AD01Z00003	TERMINAL	1	
	ZA16106	K4AD01Z00003	TERMINAL	1	
	ZA16111	K4AA04D00002	TERMINAL	1	PAVCCZ
	ZA16112	K4AA04D00002	TERMINAL	1	PAVCCZ
	ZA16116	K4AA04D00002	TERMINAL	1	PAVCCZ
	ZA16402	K4AZ01D00004	TERMINAL	1	
	ZA16403	K4AZ01D00004	TERMINAL	1	
	ZA16411	K4AA04D00002	TERMINAL	1	PAVCCZ
	ZA16412	K4AA04D00002	TERMINAL	1	PAVCCZ
	ZA16421	K4AA04D00002	TERMINAL	1	PAVCCZ
	ZA16422	K4AA04D00002	TERMINAL	1	PAVCCZ
	ZA17101	K4CD01000013	AV TERMINAL	1	
	ZA17102	K4CD01000013	AV TERMINAL	1	
	ZA17103	K4CD01000013	AV TERMINAL	1	

Model No. : TX-P46GT30E/J Parts List

Safety	Ref. No.	Part No.	Part Name & Description	Q'ty	Remarks
	ZA17104	K4CD01000013	AV TERMINAL	1	
	ZA17201	K4CD01000013	AV TERMINAL	1	
	ZA17202	K4CD01000013	AV TERMINAL	1	
	ZA17203	K4CD01000013	AV TERMINAL	1	
	ZA17204	K4CD01000013	AV TERMINAL	1	

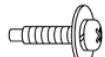
Model No. : TX-P46GT30E/J Exploded View 1



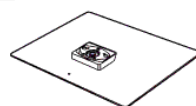
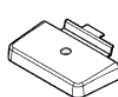
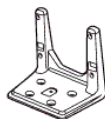
Assembly screws

82  M5 × 20 (silver) (4)

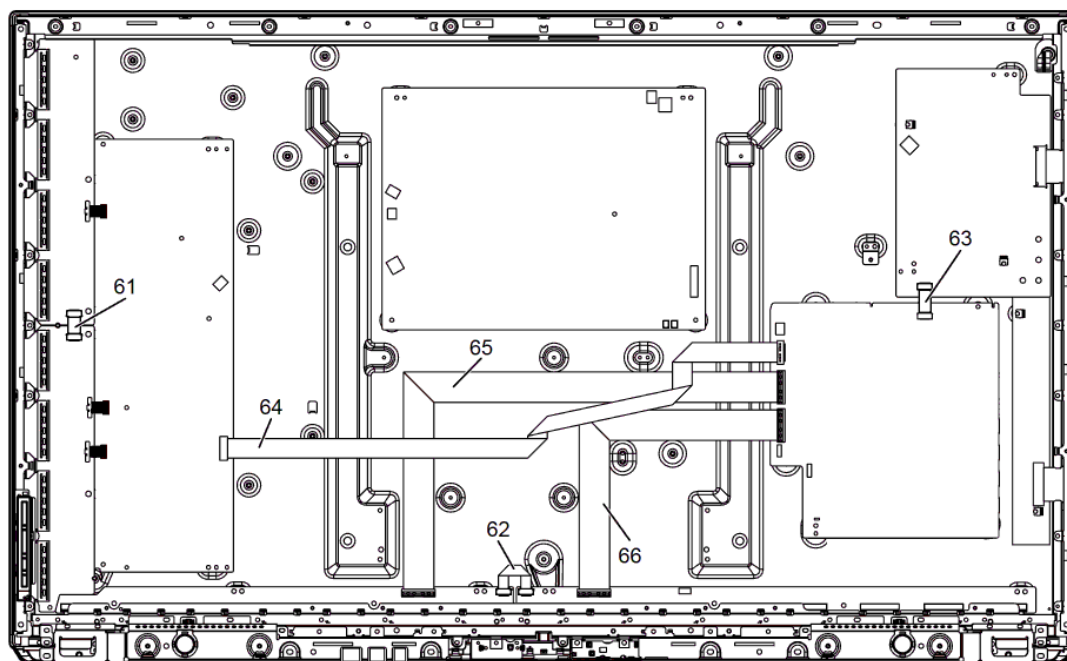
81  M4 × 8 (black) (4)

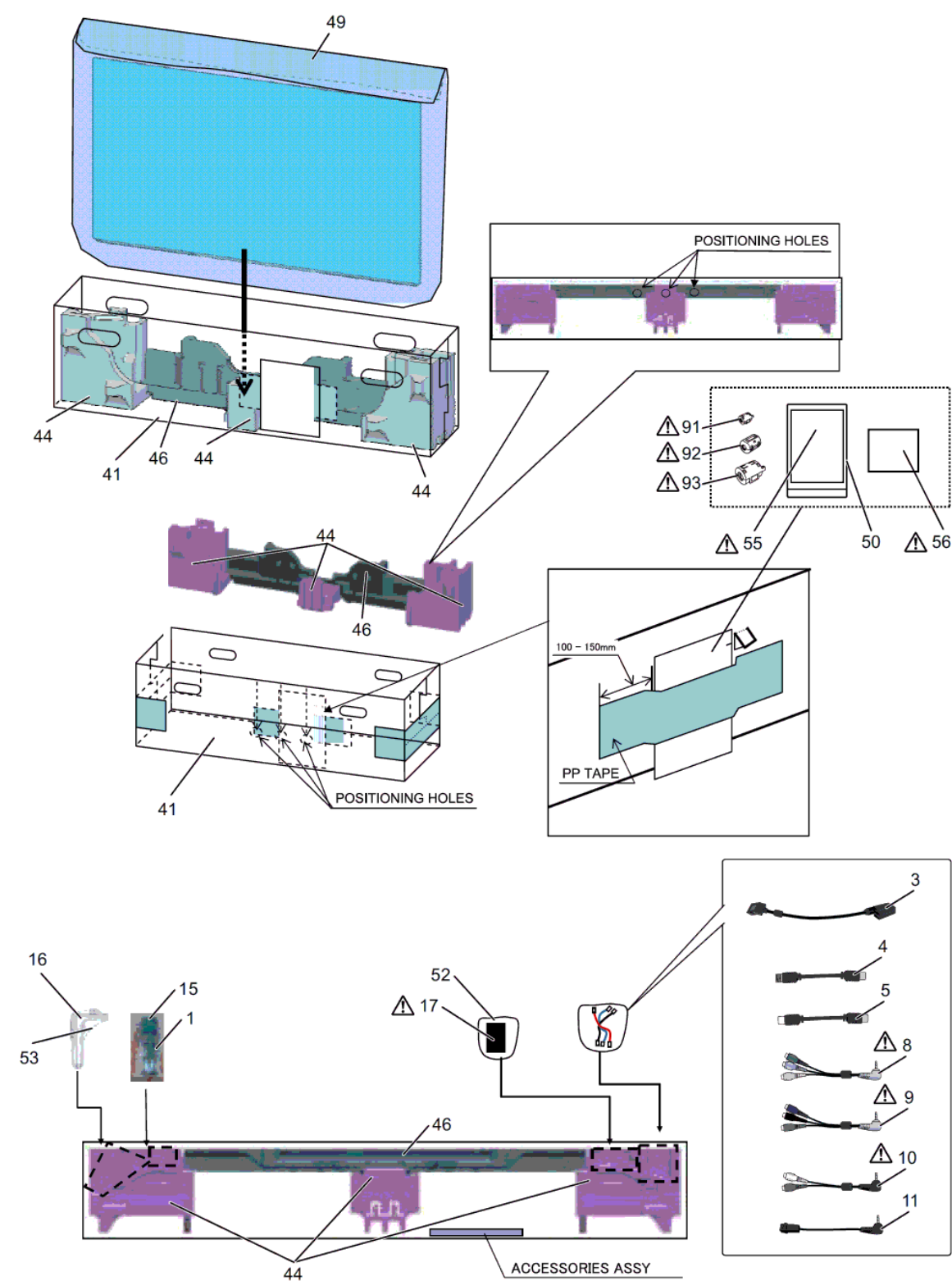
21  M5 × 25 (black) (4)

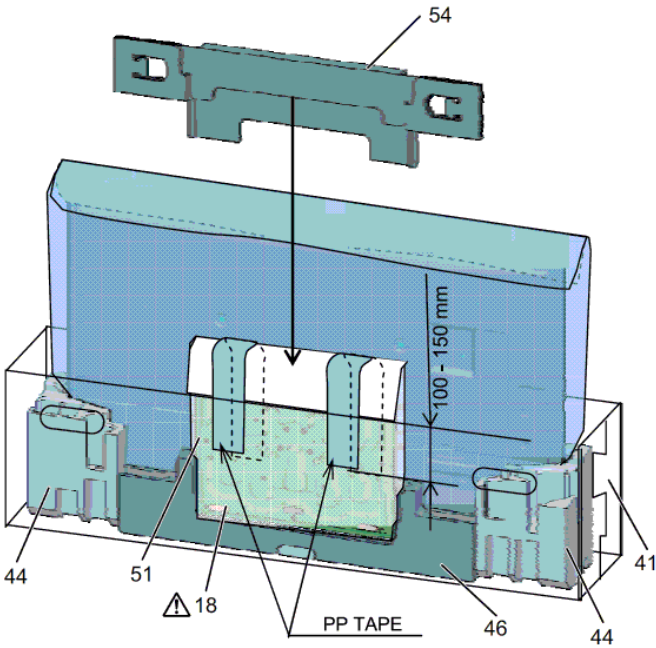
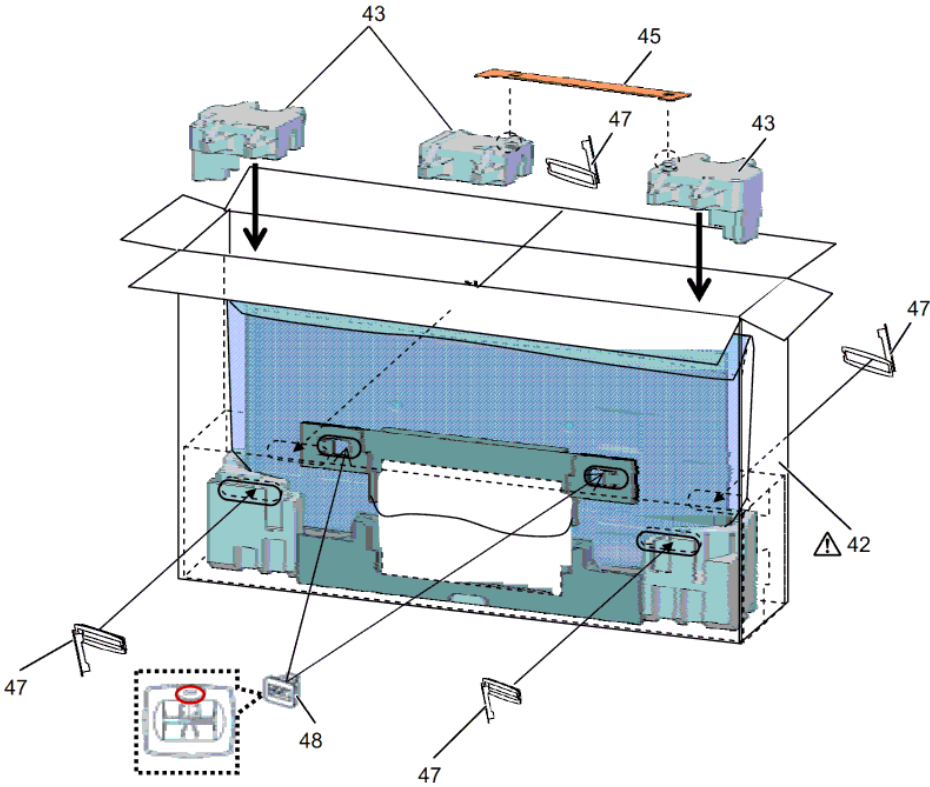
16 Stand pole (1)  17 Pole cover (1)  18 Base (1)



Model No. : TX-P46GT30E/J Exploded View 2







Model No. : TX-P46GT30E/J Parts List

Safety	Ref. No.	Part No.	Part Name & Description	Q'ty	Remarks
	1	BAT-C-0572	Battery Cover of RC	1	PAVCCZ
⚠	91	J0KG00000011	FERRITE CORE	1	
⚠	92	J0KG00000100	FERRITE CORE	1	
⚠	93	J0KG00000146	FERRITE CORE PACK	1	
⚠	2	K0RB00500039	SIDE UNIT ASSY	1	PAVCCZ
	3	K1HY20YY0008	CABLE (SCART)	1	PAVCCZ
	4	K1TYYYY00158	CABLE (TUNER_F)	1	PAVCCZ
	5	K1TYYYY00159	CABLE (TUNER_PAL)	1	PAVCCZ
⚠	6	K2AZYH000023	AC-INLET WITH CABLE	1	PAVCCZ
⚠	7	K2CN3YY00011	AC CORD	1	PAVCCZ P46GT30E
⚠	7	K2CS3YY00015	AC CORD	1	PAVCCZ P46GT30J
⚠	8	K2KYYYY00136	CABLE (AV)	1	PAVCCZ
⚠	9	K2KYYYY00137	CABLE (COMPONENT)	1	PAVCCZ
⚠	10	K2KYYYY00138	CABLE (AUDIO)	1	PAVCCZ
	11	K7CXGYC00001	CABLE (OPTICAL_L)	1	PAVCCZ
	12	L0AA12C00011	SPEAKER	2	PAVCCZ
	13	L6FAYYYH0111	FAN	3	
⚠	14	MD46F14A9J	PLASMA DISPLAY PANEL	1	
	15	N2QAYB000572	REMOTE CONTROL	1	PAVCCZ
	16	TBL5ZA3065	STAND POLE	1	
⚠	17	TBL5ZB3054-1	POLE COVER	1	PAVCCZ
⚠	18	TBL5ZX0067	PEDESTAL STAND	1	PAVCCZ
	19	TBX5ZA00101A	POWER BUTTON	1	
	20	TESD114	POWER BUTTON SPRING	1	
		THEC141J	SCREW(CONTACT_METAL-AL_CABINET:13)	13	
		THEJ036J	SCREW(CONT_MET-AL_CAB:6 SIDE UNIT MET:1)	7	
		THEJ036J	SCREW(CONTACT_METAL:12 INLET_METAL:2 P:9	23	
		THEJ036J	SCREW(SS:6 SC:7 SUS:3 PSM:1)	17	
		THEJ036J	SCREW(C:8)	8	
		THEJ039J	SCREW	6	
		THEJ0409	SCREW	29	chap.3.1. (1)
		THEL0239	SCREW(SP_SHI:14 STA_BR:4 K:1 V:1)	20	
		THEL0239	SCREW(A:5)	5	
		THEL0239	SCREW(DD:15)	15	
		THEL052Z	SCREW	9	
	21	THEL088N	SCREW M5x25	4	
	22	TKKC5410-1	LED PANEL	1	PAVCCZ
	23	TKKC5411	EMITTER PANEL	1	
	24	TKKL5493	M8 CAP	4	chap.3.1. (2)
⚠	25	TKP0E48801	INLET COVER	1	PAVCCZ
	26	TKP0E48901	SIDE TERMINAL COVER	1	PAVCCZ
	27	TKP0E49001	BOTTOM TERMINAL COVER	1	PAVCCZ
	28	TKP0E49201	USB TERMINAL COVER	1	PAVCCZ
	29	TMKH292	FAN SPONGE	6	
		TMME289	CLAMPER	1	
		TMME292	CLAMPER	8	
		TMME332	CLAMPER(STD_BRKT:9 SP_S:6 AC_INLET:1 INLET_MET:1)	17	
		TMME351	CLAMPER	4	
		TMME380	CLAMPER(CONTACT METAL BOT:2)	2	
		TMME397	SPACER	4	PAVCCZ
		TMME409	SPACER	4	PAVCCZ
	30	TMMJ117	RUBBER CUSHION	6	
	31	TMZ2AX5012	STAND BRACKET	1	PAVCCZ
	41	TPC0EA04601	CARTON BOX BOTTOM	1	PAVCCZ
⚠	42	TPC0EA05001	CARTON BOX TOP	1	PAVCCZ
	43	TPD0E1156	TOP CUSHION	1	PAVCCZ
	44	TPD0E2162	BOTTOM CUSHION	1	PAVCCZ
	45	TPD0E9184	TOP PAD	1	PAVCCZ
	46	TPD0E9187	PEDESTAL CUSHION	1	PAVCCZ
	47	TPD169487	JOINT	4	
	48	TPDX0016-1	JOINT FOR PEDESTAL	2	

Model No. : TX-P46GT30E/J Parts List

Safety	Ref. No.	Part No.	Part Name & Description	Q'ty	Remarks
	49	TPE0E4010	PROTECT COVER	1	PAVCCZ
	50	TPE0E9008	BAG (INSTRUCTION BOOK)	1	PAVCCZ
	51	TPEB494	BAG (PEDESTAL STAND)	1	
	52	TPEB497	BAG (POLE COVER)	1	
	53	TPEB515	BAG (STAND POLE)	1	PAVCCZ
		TPG0E9700	PAPER CAP	0.25	PAVCCZ
	54	TPG0E9710	PEDESTAL PAD	1	PAVCCZ
⚠	55	TQB0E2070A	INSTRUCTION BOOK (GERMAN)	1	PAVCCZ P46GT30E
⚠	55	TQB0E2070B	INSTRUCTION BOOK (DUTCH)	1	PAVCCZ P46GT30E
⚠	55	TQB0E2070C	INSTRUCTION BOOK (ITALIAN)	1	PAVCCZ P46GT30E
⚠	55	TQB0E2070D	INSTRUCTION BOOK (FRENCH)	1	PAVCCZ P46GT30E
⚠	55	TQB0E2070E	INSTRUCTION BOOK (SPANISH)	1	PAVCCZ P46GT30E
⚠	55	TQB0E2070F	INSTRUCTION BOOK (SWEDISH)	1	PAVCCZ P46GT30E
⚠	55	TQB0E2070G	INSTRUCTION BOOK (NORWEGIAN)	1	PAVCCZ P46GT30E
⚠	55	TQB0E2070H	INSTRUCTION BOOK (FINNISH)	1	PAVCCZ P46GT30E
⚠	55	TQB0E2070I	INSTRUCTION BOOK (LITHUANIAN)	1	PAVCCZ P46GT30E
⚠	55	TQB0E2070J	INSTRUCTION BOOK (PORTUGUESE)	1	PAVCCZ P46GT30E
⚠	55	TQB0E2070K	INSTRUCTION BOOK (DANISH)	1	PAVCCZ P46GT30E
⚠	55	TQB0E2070M	INSTRUCTION BOOK (BULGARIAN)	1	PAVCCZ P46GT30E
⚠	55	TQB0E2070N	INSTRUCTION BOOK (ROMANIAN)	1	PAVCCZ P46GT30E
⚠	55	TQB0E2070O	INSTRUCTION BOOK (LATVIAN)	1	PAVCCZ P46GT30E
⚠	55	TQB0E2070P	INSTRUCTION BOOK (POLISH)	1	PAVCCZ P46GT30E
⚠	55	TQB0E2070Q	INSTRUCTION BOOK (HUNGARIAN)	1	PAVCCZ P46GT30E
⚠	55	TQB0E2070R	INSTRUCTION BOOK (CZECH)	1	PAVCCZ P46GT30E
⚠	55	TQB0E2070S	INSTRUCTION BOOK (GREEK)	1	PAVCCZ P46GT30E
⚠	55	TQB0E2070T	INSTRUCTION BOOK (TURKISH)	1	PAVCCZ P46GT30E
⚠	55	TQB0E2070U	INSTRUCTION BOOK (ENGLISH)	1	PAVCCZ P46GT30E
⚠	55	TQB0E2070V	INSTRUCTION BOOK (CROATIAN)	1	PAVCCZ P46GT30E
⚠	55	TQB0E2070W	INSTRUCTION BOOK (SLOVAKIAN)	1	PAVCCZ P46GT30E
⚠	55	TQB0E2070Z	INSTRUCTION BOOK (ESTONIAN)	1	PAVCCZ P46GT30E
⚠	55	TQB0E2072A	INSTRUCTION BOOK (GERMAN)	1	PAVCCZ P46GT30J
⚠	55	TQB0E2072C	INSTRUCTION BOOK (ITALIAN)	1	PAVCCZ P46GT30J
⚠	55	TQB0E2072D	INSTRUCTION BOOK (FRENCH)	1	PAVCCZ P46GT30J
⚠	56	TQB0E2070X	INSTRUCTION BOOK (CD-ROM)	1	PAVCCZ P46GT30E
		TQZJ350	SCREW USE HANDBILE	1	
	61	TSXM217	CABLE (SU11-SD11)	1	
	62	TSXM237-1	CABLE (C10-C20)	1	
	63	TSXM326	CABLE (A40-SS33)	1	PAVCCZ
	64	TSXM374	CABLE (A20-SC20)	1	PAVCCZ
	65	TSXM375	CABLE (C11-A31)	1	PAVCCZ
	66	TSXM376	CABLE (C21-A32)	1	PAVCCZ
⚠	71	TTR0E0003	CABINET COMPLETE	1	PAVCCZ
⚠	72	TTU0E0915	REAR COVER	1	PAVCCZ P46GT30E
⚠	72	TTU0E0927	REAR COVER	1	PAVCCZ P46GT30J
⚠	73	TXFKY5Z0029	BOTTOM CABINET ASSY	1	PAVCCZ
		TXJA11QMUE	SPEAKER LEAD (A11-SPR/SPL)	1	PAVCCZ
	81	XSB4+8FNK	SCREW M4x8	1	
		XTB4+8GFJ	SCREW (S:2 SP:4)	6	
		XTB4+8GFJ	SCREW (SP_SHIELD:6)	6	
		XYN3+J10FJK	SCREW	15	
		XYN4+E6FJ	SCREW (INLET:1)	1	
		XYN4+F8FJ	SCREW (SC-SUSD:4 SS-SS2:3)	7	
	82	XYN5+F20FN	SCREW M5x20 SILVER	4	
		XZB6X12B03	POLY BAG (SCREW)	1	